

Kwalu Features

Kwalu Fusion

- Kwalu's proprietary polymer material
- Non-coated
- Routed edge seam

Moisture Impervious

- Our Kwalu material is smooth, non-porous, and liquid impervious

Proprietary Maintenance-Free Finish

- Chemical, impact, ink, and scratch resistant
- 100% free of short-lived catalytic lacquers, polyurethane varnishes and delicate wood veneers
- Look of wood's enduring beauty, without undertaking its costly setbacks

Easy to Clean

- Withstands rigorous cleaning regime
- 100% bleach cleanable
- Provide long term cleanability
- Survives All EPA's Cleaning-Disinfectant Agents
- Survives Clorox's Healthcare Portfolio of Cleaning-Disinfectant Products

24/7 10-Year Performance Warranty on Kwalu-made Panels

- Kwalu's warranty is to term, not pro-rated
- Guaranteeing both the furniture construction and Kwalu finish
- For full details of warranty offered, including any bought-out items, please refer to the Terms and Conditions of Sale <https://www.kwalu.com/sales-terms-conditions/>

Eco-friendly

- LEED credits available for "Material + Resources" and "Indoor Environmental Air Quality"
- Made in North America
- CARB Compliant

Camelot Collection Features

Tops

- Edge Type: Waterfall profile
- Edge Banding Thickness: 3/8"
- Top Overhang: - Sides: 1/2" - Front: 1/2" - Back: 1/16"
- Optional 1" thick solid surface top

Doors

- Door Style: Inset
- Door Hinge: 165° self-closing Euro hinge
- Edge Banding thickness: 1/16"

Drawers

- Drawer Style: Inset
- Drawer Slide: 100lb. nickel plated, side mounted full extension, ball bearing removable slides
- Drawer Box Sides and Back: 1/2" board
- Drawer Bottom: 1/4" board
- Drawer construction: 3- piece construction; dowel and mechanical fasteners
- Drawer Pulls: ADA Compliant pulls available
- Edge Banding Thickness: 1/16"

Back Construction

- 1/4" Solid board
- 3/4" Back panel for bedside cabinets with casters

Jointing System

- Dowel and mechanical fasteners

Venting

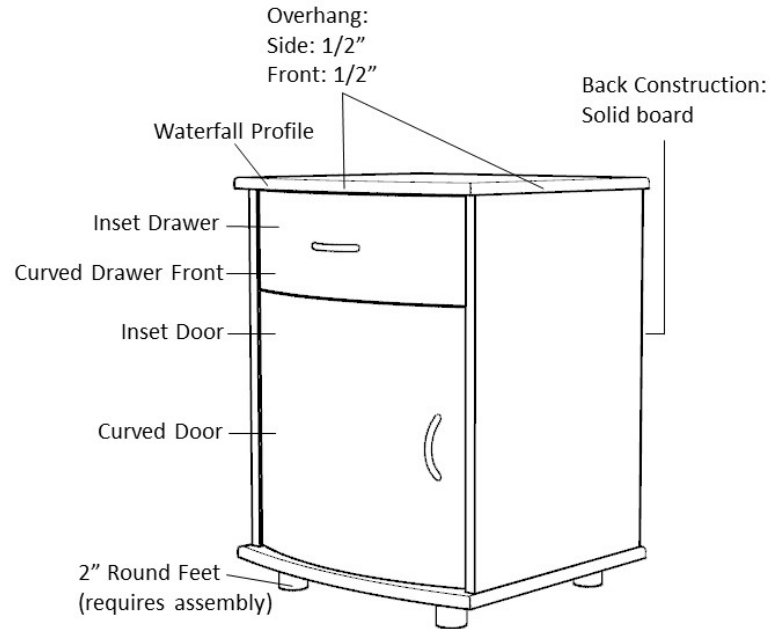
- Venting on back of bedside cabinet with one drawer, one door
- Venting on back of bedside cabinet with three drawers and casters

Glides

- Standard Option for most products: 2" height feet with nylon knock-in glide

Casters Available

- 3" twin-wheel locking casters on front, 3" twin-wheel non-locking casters on rear for the following units: - CABS30HCCT - CABS30HCFT - CABS11HCFTL - CABS11HCFTR - CABS11HCCTL - CABS11HCCTR

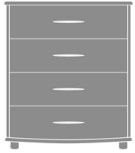


Product Dimensions and Specs

Overall 32.25W 21D 36H

Wt. 154 lbs

Product Statement of Line Images



Camelot Chest Wide, 4
Drawers
Moasfadel: CACH40W
32.25W 21D 36H

Product Features



Durable Finish

Kwalu's proprietary finish doesn't have any of the drawbacks of wood. The finish is moisture impervious, easy to clean and maintenance-free.



Wall Mount Hardware

The kit and instructions for wall mounting are included with this product. The wall mount instructions provided must be followed carefully for a secure, durable, and long-lasting solution to ensure the safety of the unit and the user.



Curved Front

The graceful curved front is a signature Camelot feature.



Waterfall Edging on Top

Waterfall edging creates continuous smooth surface for easy cleaning.



Drawers

Are constructed with both dowel and mechanical fasteners for additional strength. Ball bearing removable slides are fully extendable.



Other Chest Styles

Camelot chest styles include 3, 4 and 6 drawer versions.



10 Year Warranty

We offer a 10 Year Performance Warranty on both construction and finish, so the product is guaranteed to stay looking like new for 10 years.

Product Finishes

Casegood Finish



Wood Ash
(Fusion)



Midnight Oak
(Fusion)



Natural
Mahogany
(Fusion)




Espresso
(Fusion)



African
Mahogany
(Fusion)

Cylinder Leg Finish



Premium Black
(Classic)




Premium Pure
Copper (Classic)



Premium Soft
Gold (Classic)



Premium
Platinum (Classic)



Blackwood
(Classic)

Product Environmental Certifications

