

Kwalu Features

Kwalu Classic Solid Surface

- Kwalu's proprietary outer shell is a technologically advanced, robust solid surface polymer material (1/8" thick)
- Non-coated
- Offers a warm, pleasant, wood-like temperature to the touch

Moisture Impervious

- Our Kwalu material is smooth, non-porous, and liquid impervious

Proprietary Maintenance-Free Finish

- Chemical, impact, ink, and scratch resistant
- Will not chip or crack
- 100% free of short-lived catalytic lacquers, polyurethane varnishes, delicate wood veneers, and de-laminating HPL's
- Repairable with quick strokes of steel wool
- Look of wood's enduring beauty, without undertaking its costly setbacks

Easy to Clean

- Withstands rigorous cleaning regime
- 100% bleach cleanable
- Chemically resistant, entirely smooth, high-performance solid surface (1/8" thick)
- Provide long term cleanability
- Survives All EPA's Cleaning-Disinfectant Agents
- Survives Clorox's Healthcare Portfolio of Cleaning-Disinfectant Products

Patented Steel-Reinforced Joint Technology

- Patented inner steel-reinforced joint system holds frame together
- Eliminates costly and injury-prone construction failures
- No dowels or screws used to hold frame together

24/7 10-Year Performance Warranty on Kwalu-made Frames

- Kwalu's warranty is to term, not pro-rated
- Guaranteeing both the furniture construction and Kwalu finish
- For full details of warranty offered, including any bought-out items, please refer to the Terms and Conditions of Sale <https://www.kwalu.com/sales-terms-conditions/>


Eco-friendly

- LEED credits available for "Material + Resources" and "Indoor Environmental Air Quality"
- Made in North America
- 99% recycled inner-steel framing and long-lasting polymers
- CARB Compliant


Product Dimensions and Specs

Overall	25W 25.5D 38H
Seat	20W 19.5D 19.5H
Arm	26H
Wt.	28 lbs
Wt. Capacity	350 lbs


Product Statement of Line Images




Enna Dining Chair, without X Underframe
Moasdfadel: END110
25W 25.5D 38H
26AH



Enna Dining Chair, without X Underframe, with X Back Insert
Moasdfadel: END110I
25W 25.5D 38H
26AH



Enna Dining Chair, with X Underframe
Moasdfadel: END111
25W 25.5D 38H
26AH



Enna Dining Chair, with X Underframe, with X Back Insert
Moasdfadel: END111I
25W 25.5D 38H
26AH

Product Features



Durable Finish

Kwalu's solid surface (1/8" thick) proprietary finish doesn't have any of the drawbacks of wood. The frames are moisture impervious, graffiti-resistant, easy to clean and maintenance-free.



Steel Reinforced

Our patented steel-reinforced joint system uses over 20 pieces of steel in most Kwalu chairs. Stop ongoing and costly furniture replacement.



Optional Decorative Back

Decorative back insert is optional.



Optional X Underframe

X Underframe is optional.



Optional Casters

Optional casters available on front legs only.



10 Year Warranty

We offer a 10 Year Performance Warranty on both construction and finish, so the product is guaranteed to stay looking like new for 10 years.

Product Foam

Foam is compliant with CAL 117 and AB 2998

Product Glides

Metal Knock in Glide with Teflon Cap

Product Finishes

Frame Finish



Premium Black
(Classic)

Premium Pure
Copper (Classic)

Premium Soft
Gold (Classic)

Premium
Platinum (Classic)

Blackwood
(Classic)

Product Environmental Certifications

