

## Kwalu Features

### Kwalu Fusion

- Kwalu's proprietary polymer material
- Non-coated
- Routed edge seam

### Moisture Impervious

- Our Kwalu material is smooth, non-porous, and liquid impervious

### Proprietary Maintenance-Free Finish

- Chemical, impact, ink, and scratch resistant
- 100% free of short-lived catalytic lacquers, polyurethane varnishes and delicate wood veneers
- Look of wood's enduring beauty, without undertaking its costly setbacks

### Easy to Clean

- Withstands rigorous cleaning regime
- 100% bleach cleanable
- Provide long term cleanability
- Survives All EPA's Cleaning-Disinfectant Agents
- Survives Clorox's Healthcare Portfolio of Cleaning-Disinfectant Products

### 24/7 10-Year Performance Warranty on Kwalu-made Panels

- Kwalu's warranty is to term, not pro-rated
- Guaranteeing both the furniture construction and Kwalu finish
- For full details of warranty offered, including any bought-out items, please refer to the Terms and Conditions of Sale <https://www.kwalu.com/sales-terms-conditions/>

### Eco-friendly

- LEED credits available for "Material + Resources" and "Indoor Environmental Air Quality"
- Made in North America
- CARB Compliant

## Dorchester Collection Features

### Tops

- Edge Type: Reverse OG profile
- Edge Banding Thickness: 3/4"
- Top Overhang: - Sides: 3/4" - Front: 3/4" - Back: 1/16"
- Corner Radius: 1/2"

### Doors

- Door Style: Inset
- Door Hinge: 100° self-closing Euro hinge
- Edge Banding thickness: 1/16"

### Drawers

- Drawer Style: Inset
- Drawer Slide: 100lb. nickel plated, side mounted full extension, ball bearing removable slides
- Drawer Box Sides and Back: 1/2" board
- Drawer Bottom: 1/4" board
- Drawer construction: 3- piece construction; dowel and mechanical fasteners
- Drawer Pulls: ADA Compliant pulls available
- Edge Banding Thickness: 1/16"

### Chamfered Frame

- Chamfered frame on all doors and drawer fronts

### Back Construction

- 1/4" Solid board

### Jointing System

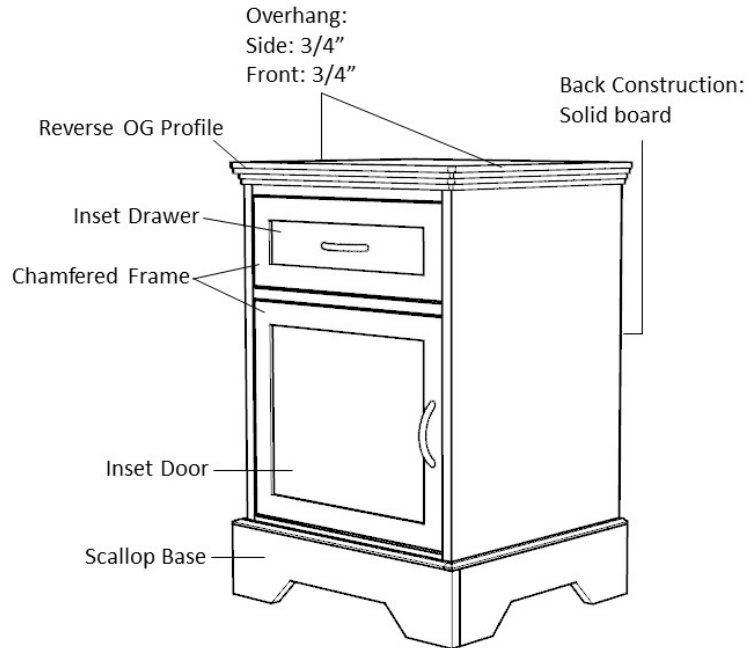
- Dowel and mechanical fasteners

### Venting

- Venting on back of bedside cabinet with one drawer, one door only

### Glides

- Standard Option for most products: Nylon knock-in glides
- Cabinets over 30" wide and/or 48" high: Screw-in levelers



## Product Dimensions and Specs

Overall 21W 19.25D 30.75H

Wt. 100 lbs

## Product Statement of Line Images



Dorchester Bedside Cabinet,  
3 Drawers  
Moasfadel: DOBS30  
21W 19.25D 30.75H

Product Features



Durable Finish

Kwalu's proprietary finish doesn't have any of the drawbacks of wood. The finish is moisture impervious, easy to clean and maintenance-free.



Wall Mount Hardware

The kit and instructions for wall mounting are included with this product. The wall mount instructions provided must be followed carefully for a secure, durable, and long-lasting solution to ensure the safety of the unit and the user.



Reverse OG Edging on Top

Reverse OG edging creates a crown molding effect, holds no dust and is easier to clean.




Drawers

Are constructed with both dowel and mechanical fasteners for additional strength. Ball bearing removable slides are fully extendable.



Hardware

Choose from dozens of hardware styles, including ADA compliant options.



Optional Top Drawer Lock

A top drawer lock is available and is optional.



Other Bedside Styles


Dorchester bedside styles include a 1 drawer, 1 door version and 1, 3 and 4 drawer versions.

## Product Finishes


### Casegood Finish




Wood Ash  
(Fusion)



Midnight Oak  
(Fusion)



Natural  
Mahogany  
(Fusion)



Espresso  
(Fusion)



African  
Mahogany  
(Fusion)

## Product Environmental Certifications

