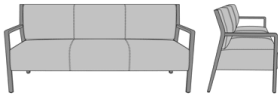


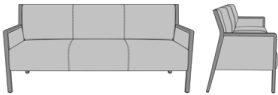
Product Dimensions and Specs

Overall	72.5W 29.75D 33.75H
Seat	69W 20.5D 19H
Arm	25H
Wt.	103.4 lbs
Wt. Capacity	750 lbs

Product Statement of Line Images



Caterina Sofa
Moasdfadel: CTELN31
72.5W 29.75D 33.75H
25AH



Caterina Sofa, Upholstered
Arm Panels
Moasdfadel: CTELN31UP
72.5W 29.75D 33.75H
25AH

Product Features



Durable Finish

Kwalu's solid surface (1/8" thick) proprietary finish doesn't have any of the drawbacks of wood. The frames are moisture impervious, graffiti-resistant, easy to clean and maintenance-free.



Steel Reinforced

Our patented steel-reinforced joint system uses over 20 pieces of steel in most Kwalu chairs. Stop ongoing and costly furniture replacement.



Visible Cleanout

Cleanout prevents buildup of debris and provides for easy maintenance.




Wallsaver

Wallsaver back legs help keep walls in pristine condition.



Number of Seats

Choose from 3 seat styles – lounge chair, love seat, and sofa.



Optional Closed Arm Panels

Available with or without upholstered arm panels.



10 Year Warranty

We offer a 10 Year Performance Warranty on both construction and finish, so the product is guaranteed to stay looking like new for 10 years.

Product Foam

Foam is compliant with CAL 117 and AB 2998

Product Glides

Metal Stem Screw in Glide with Black Nylon

Product Finishes

Frame Finish



Premium Black
(Classic)

Premium Pure
Copper (Classic)

Premium Soft
Gold (Classic)

Premium
Platinum (Classic)

Blackwood
(Classic)