

Kwalu Features

Kwalu Classic Solid Surface

- Kwalu's proprietary outer shell is a technologically advanced, robust solid surface polymer material (1/8" thick)
- Non-coated
- Offers a warm, pleasant, wood-like temperature to the touch

Moisture Impervious

- Our Kwalu material is smooth, non-porous, and liquid impervious

Proprietary Maintenance-Free Finish

- Chemical, impact, ink, and scratch resistant
- Will not chip or crack
- 100% free of short-lived catalytic lacquers, polyurethane varnishes, delicate wood veneers, and de-laminating HPL's
- Repairable with quick strokes of steel wool
- Look of wood's enduring beauty, without undertaking its costly setbacks

Easy to Clean

- Withstands rigorous cleaning regime
- 100% bleach cleanable
- Chemically resistant, entirely smooth, high-performance solid surface (1/8" thick)
- Provide long term cleanability
- Survives All EPA's Cleaning-Disinfectant Agents
- Survives Clorox's Healthcare Portfolio of Cleaning-Disinfectant Products

Patented Steel-Reinforced Joint Technology

- Patented inner steel-reinforced joint system holds frame together
- Eliminates costly and injury-prone construction failures
- No dowels or screws used to hold frame together

24/7 10-Year Performance Warranty on Kwalu-made Frames

- Kwalu's warranty is to term, not pro-rated
- Guaranteeing both the furniture construction and Kwalu finish
- For full details of warranty offered, including any bought-out items, please refer to the Terms and Conditions of Sale <https://www.kwalu.com/sales-terms-conditions/>


Eco-friendly

- LEED credits available for "Material + Resources" and "Indoor Environmental Air Quality"
- Made in North America
- 99% recycled inner-steel framing and long-lasting polymers
- CARB Compliant

Product Dimensions and Specs







| | |
|--------------|---------------|
| Overall | 24W 25.5D 40H |
| Seat | 20W 19D 19H |
| Arm | 26H |
| Wt. | 33 lbs |
| Wt. Capacity | 350 lbs |

Product Statement of Line Images



Valentia Patient Chair
Model: VLR02
24W 25.5D 40H
26AH

Product Features

| | | | | | |
|--|---|---|---|--|--|
|  |  |  |  |  |  |
| <p>Nightingale Award</p> | <p>Durable Finish</p> | <p>Steel Reinforced</p> | <p>Visible Cleanout</p> | <p>Seat Cushion is Field Replaceable</p> | <p>Easy to Clean</p> |
| <p>Kwalu's GetWell Patient Room was awarded a Nightingale Innovation Award for Surfacing Material.</p> | <p>Kwalu's solid surface (1/8" thick) proprietary finish doesn't have any of the drawbacks of wood. The frames are moisture impervious, graffiti-resistant, easy to clean and maintenance-free.</p> | <p>Our patented steel-reinforced joint system uses over 20 pieces of steel in most Kwalu chairs. Stop ongoing and costly furniture replacement.</p> | <p>Cleanout prevents buildup of debris and provides for easy maintenance.</p> | <p>The seat cushion can be replaced in the field.</p> | <p>Clorox Healthcare and Kwalu are partnering to promote cleaner surfaces. Kwalu chairs have no topical coatings, so sanitizing solutions commonly used in healthcare environments can be used – including 100% bleach – without degrading the finish.</p> |

Product Foam

Foam is compliant with CAL 117 and AB 2998

Product Glides

Nylon Knock in Glide 1 1/8 inch

Product Finishes

Frame Finish



Premium Black
(Classic)

Premium Pure
Copper (Classic)

Premium Soft
Gold (Classic)

Premium
Platinum (Classic)

Blackwood
(Classic)

Product Environmental Certifications

