

Kwalu Features

Kwalu Classic Solid Surface

- Kwalu's proprietary outer shell is a technologically advanced, robust solid surface polymer material (1/8" thick)
- Non-coated
- Offers a warm, pleasant, wood-like temperature to the touch

Moisture Impervious

- Our Kwalu material is smooth, non-porous, and liquid impervious

Proprietary Maintenance-Free Finish

- Chemical, impact, ink, and scratch resistant
- Will not chip or crack
- 100% free of short-lived catalytic lacquers, polyurethane varnishes, delicate wood veneers, and de-laminating HPL's
- Repairable with quick strokes of steel wool
- Look of wood's enduring beauty, without undertaking its costly setbacks

Easy to Clean

- Withstands rigorous cleaning regime
- 100% bleach cleanable
- Chemically resistant, entirely smooth, high-performance solid surface (1/8" thick)
- Provide long term cleanability
- Survives All EPA's Cleaning-Disinfectant Agents
- Survives Clorox's Healthcare Portfolio of Cleaning-Disinfectant Products

Patented Steel-Reinforced Joint Technology

- Patented inner steel-reinforced joint system holds frame together
- Eliminates costly and injury-prone construction failures
- No dowels or screws used to hold frame together

24/7 10-Year Performance Warranty on Kwalu-made Frames

- Kwalu's warranty is to term, not pro-rated
- Guaranteeing both the furniture construction and Kwalu finish
- For full details of warranty offered, including any bought-out items, please refer to the Terms and Conditions of Sale <https://www.kwalu.com/sales-terms-conditions/>

Eco-friendly

- LEED credits available for "Material + Resources" and "Indoor Environmental Air Quality"
- Made in North America
- 99% recycled inner-steel framing and long-lasting polymers
- CARB Compliant


Product Dimensions and Specs

Overall	68W 27D 43H
Seat	20W 19D 19H
Arm	26H
Wt.	110 lbs
Wt. Capacity	1050 lbs


Product Statement of Line Images



Valdina Wallsaver Tandem
Bariatric, 2-Seater Gang Left,
Fixed Tall Back
Moasfadel: VLDFIXMTBP
56W 27D 43H
26AH



Valdina Wallsaver Tandem
Bariatric, 3-Seater Gang Left,
Fixed Tall Back
Moasfadel: VLDFIXMTBPP
78W 27D 43H
26AH



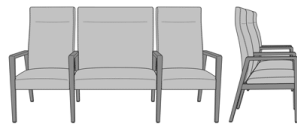
Valdina Wallsaver Tandem
Bariatric, 3-Seater Gang Left,
Fixed Tall Back, Upholstered
Arm Panels
Moasfadel: VLDFIXMTBPPUP
78W 27D 43H
26AH



Valdina Wallsaver Tandem
Bariatric, 2-Seater Gang Left,
Fixed Tall Back, Upholstered
Arm Panels
Moasfadel: VLDFIXMTBPUP
56W 27D 43H
26AH



Valdina Wallsaver Tandem
Bariatric, 2-Seater Gang Right,
Fixed Tall Back
Moasfadel: VLDFIXMTPB
56W 27D 44H
26AH



Valdina Wallsaver Tandem
Bariatric, 3-Seater Gang
Middle, Fixed Tall Back
Moasfadel: VLDFIXMTPBP
78W 27D 43H
26AH




Valdina Wallsaver Tandem
Bariatric, 3-Seater Gang
Middle, Fixed Tall Back,
Upholstered Arm Panels
Moasfadel: VLDFIXMTPBPUP
78W 27D 43H
26AH




Valdina Wallsaver Tandem
Bariatric, 2-Seater Gang Right,
Fixed Tall Back, Upholstered
Arm Panels
Moasfadel: VLDFIXMTPBUP
56W 27D 44H



Valdina Wallsaver Tandem, 2-Seater Gang, Fixed Tall Back
Moasdfadel: VLDFIXMTPP
46W 27D 43H
26AH




Valdina Wallsaver Tandem Bariatric, 3-Seater Gang Right, Fixed Tall Back
Moasdfadel: VLDFIXMTPPB
78W 27D 43H
26AH



Valdina Wallsaver Tandem Bariatric, 3-Seater Gang Right, Fixed Tall Back, Upholstered Arm Panels
Moasdfadel: VLDFIXMTPPBUP
78W 27D 43H
26AH



Valdina Wallsaver Tandem, 3-Seater Gang, Fixed Tall Back
Moasdfadel: VLDFIXMTPPP
68W 27D 43H
26AH



Valdina Wallsaver Tandem, 3-Seater Gang, Fixed Tall Back, Upholstered Arm Panels
Moasdfadel: VLDFIXMTPPPUP
68W 27D 43H
26AH



Valdina Wallsaver Tandem, 2-Seater Gang, Fixed Tall Back, Upholstered Arm Panels
Moasdfadel: VLDFIXMTPPUP
46W 27D 43H
26AH

Product Features



Wallsaver

Wallsaver back legs help keep walls in pristine condition.



Durable Finish

Kwalu's solid surface (1/8" thick) proprietary finish doesn't have any of the drawbacks of wood. The frames are moisture impervious, graffiti-resistant, easy to clean and maintenance-free.



Steel Reinforced

Our patented steel-reinforced joint system uses over 20 pieces of steel in most Kwalu chairs. Stop ongoing and costly furniture replacement.



Number of Seats

Choose from 2 seat styles – 2-seater and 3-seater.



Back Style

Choose from 2 back styles – Short Back or Tall Back.



Visible Cleanout

Cleanout is incorporated behind the seat cushion to prevent buildup of debris while providing a clean look.



Seat Cushion is Field Replaceable

The seat cushion can be replaced in the field.



Optional Closed Arm Panels

Available with or without upholstered arm panels.

Product Foam


Foam is compliant with CAL 117 and AB 2998

Product Glides


Metal Stem Screw in Glide with Black Nylon

Product Finishes

Frame Finish



Premium Black
(Classic)



Premium Pure
Copper (Classic)



Premium Soft
Gold (Classic)



Premium
Platinum (Classic)



Blackwood
(Classic)

Product Environmental Certifications

