

Kwalu Features

Kwalu Fusion

- Kwalu's proprietary polymer material
- Non-coated
- Routed edge seam

Moisture Impervious

- Our Kwalu material is smooth, non-porous, and liquid impervious

Proprietary Maintenance-Free Finish

- Chemical, impact, ink, and scratch resistant
- 100% free of short-lived catalytic lacquers, polyurethane varnishes and delicate wood veneers
- Look of wood's enduring beauty, without undertaking its costly setbacks

Easy to Clean

- Withstands rigorous cleaning regime
- 100% bleach cleanable
- Provide long term cleanability
- Survives All EPA's Cleaning-Disinfectant Agents
- Survives Clorox's Healthcare Portfolio of Cleaning-Disinfectant Products

24/7 10-Year Performance Warranty on Kwalu-made Panels

- Kwalu's warranty is to term, not pro-rated
- Guaranteeing both the furniture construction and Kwalu finish
- For full details of warranty offered, including any bought-out items, please refer to the Terms and Conditions of Sale <https://www.kwalu.com/sales-terms-conditions/>

Eco-friendly


- LEED credits available for "Material + Resources" and "Indoor Environmental Air Quality"
- Made in North America
- CARB Compliant

Product Dimensions and Specs

Overall 32W 18D 28.5H

Wt. 43 lbs

Product Statement of Line Images



Overbed Table Low Profile
Gas Assist C–Base – 32"W x
18"D Rectangular Top
Moasdfadel: OTCB1
32W 18D 28.5H



Overbed Table Low Profile
Gas Assist C–Base – 32"W x
18"D Kidney Top
Moasdfadel: OTCB2
32W 18D 28.5H



Overbed Table Low Profile
Gas Assist C–Base – 32"W x
18"D Peanut Top
Moasdfadel: OTCB3
32W 18D 28.5H



Overbed Table Low Profile
Gas Assist C–Base – 32"W x
18"D Jelly Bean Top
Moasdfadel: OTCB4
32W 18D 28.5H

Product Features



Durable Finish

Kwalu's proprietary finish doesn't have any of the drawbacks of wood. The finish is moisture impervious, easy to clean and maintenance-free.



Different Top Shapes

Rectangular top is standard; other top shapes, including Kidney, Peanut and Jelly Bean, are optional.




Gas Assist

The gas cylinder lift mechanism enables smooth and quiet height adjustment.



Adjustable Height

The table adjusts in height from 28.5" to 42.5".



Low Profile Base

The low profile base allows for placement under recliners and side seating when patients are out of bed.




Integrated Accessory Rail

An integrated rail to accommodate optional accessories is located on both sides of the column and is standard.



Weight Capacity

The table holds 100 pounds of evenly distributed weight.



Optional Vanity Drawer

A vanity drawer for storage of personal items is available and is optional.



Optional Storage Basket

An optional basket for storage is available and is easily attached to the integrated accessory rail.



Optional Urinal Hook

An optional urinal hook is available and is easily accessible on the integrated accessory rail.

Product Finishes


Table Top Finish



Wood Ash
(Fusion)



Midnight Oak
(Fusion)



Espresso
(Fusion)



Natural
Mahogany
(Fusion)



African
Mahogany
(Fusion)

Product Environmental Certifications

