

Kwalu Features

Kwalu Classic Solid Surface Legs

- Kwalu's proprietary outer shell is a technologically advanced, robust solid surface polymer material (1/8" thick)
- Non-coated
- Offers a warm, pleasant, wood-like temperature to the touch

Kwalu Fusion Arm Caps

- Kwalu's proprietary polymer material
- Non-coated
- Routed edge seam

Moisture Impervious

- Our Kwalu material is smooth, non-porous, and liquid impervious

Proprietary Maintenance-Free Finish

- Chemical, impact, ink, and scratch resistant
- 100% free of short-lived catalytic lacquers, polyurethane varnishes, delicate wood veneers, and de-laminating HPL's
- Look of wood's enduring beauty, without undertaking its costly setbacks

Easy to Clean

- Withstands rigorous cleaning regime
- 100% bleach cleanable
- Provide long term cleanability
- Survives All EPA's Cleaning-Disinfectant Agents
- Survives Clorox's Healthcare Portfolio of Cleaning-Disinfectant Products

24/7 10-Year Performance Warranty on Kwalu-made Frames / Panels

- Kwalu's warranty is to term, not pro-rated
- Guaranteeing both the furniture construction and finish
- Only certain products have been designed for behavioral applications. Only products designated as behavioral shall be covered under our warranty when used in those applications. None of our products have been designed to be stood on or climbed over
- The warranty provisions do not apply to any product that has been subject to misuse, abuse, neglect, lack of normal maintenance, accident, or whose original construction has been altered by anyone except us
- For full details of warranty offered, including any bought-out items, please refer to the Terms and Conditions of Sale <https://www.kwalu.com/sales-terms-conditions/>

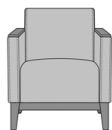
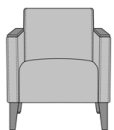
Eco-friendly

- LEED credits available for "Material + Resources" and "Indoor Environmental Air Quality"
- Made in North America
- 99% recycled inner-steel framing and long-lasting polymers
- CARB Compliant

Product Dimensions and Specs

| | |
|--------------|-------------------|
| Overall | 27.5W 29.5D 32.5H |
| Seat | 20.5W 19D 18.5H |
| Arm | 26H |
| Wt. | 84 lbs |
| Wt. Capacity | 350 lbs |

Product Statement of Line Images



Livorno Behavioral Lounge
Chair, Tapered Legs
Model: LVO1B00BH
27.5W 29.5D 32.5H
26AH

Livorno Behavioral Lounge
Chair, with Kwalu Arm Cap,
Tapered Legs with Exposed
Seat Rail
Model: LVO1B01BH
27.5W 29.5D 32.5H
26AH

Product Features




Durable Finish

Kwalu's proprietary finish doesn't have any of the drawbacks of wood. The finish is moisture impervious, easy to clean and maintenance-free.



Steel Reinforced

Our patented steel-reinforced joint system uses over 20 pieces of steel in most Kwalu chairs. Stop ongoing and costly furniture replacement.



Visible Cleanout

Cleanout prevents buildup of debris and provides for easy maintenance.



Tamper Proof Seat Protector

Black laminate bottom (3/16th thick) prevents access to internal building materials and loose fabric; no visible staples, tamper-proof screws and brackets.



Number of Seats

Choose from 3 seat styles – lounge chair, love seat and sofa.



Optional without Exposed Seat Rail

Available with or without an optional exposed seat rail.



Optional Floor Mounting

Optional floor mounting available.

Product Foam

Foam is compliant with CAL 117 and AB 2998

Product Finishes

Arm Cap Finish



Wood Ash
(Fusion)



Midnight Oak
(Fusion)



Espresso
(Fusion)




Natural
Mahogany
(Fusion)



African
Mahogany
(Fusion)

Base Finish



Premium Black
(Classic)



Premium Pure
Copper (Classic)



Premium Soft
Gold (Classic)



Premium
Platinum (Classic)



Blackwood
(Classic)

Product Environmental Certifications

