


Model: 30721 - Winchester Complete Table, 42" Square, Chippendale Legs, T-Edge, Standard Height

Specifications: 42W 42D 29.75H 88.5LBS


List Price: \$1426



Model: 30742 - Winchester Complete Table, 42" Square, Country Legs, Bullnose 3/8", Standard Height

Specifications: 42W 42D 29.75H 78.1LBS


List Price: \$1679



Model: 30762 - Winchester Complete Table, 42" Square, Country Legs, Bullnose 3/4", Standard Height

Specifications: 42W 42D 29.75H 90.5LBS


List Price: \$2187



Model: 32721 - Winchester Complete Table, 42" Square, Chippendale Legs, T-Edge, Wheelchair Height

Specifications: 42W 42D 31.75H 88.5LBS


List Price: \$1456



Model: 32742 - Winchester Complete Table, 42" Square, Country Legs, Bullnose 3/8", Wheelchair Height

Specifications: 42W 42D 31.75H 78.1LBS


List Price: \$1707



Model: 32762 - Winchester Complete Table, 42" Square, Country Legs, Bullnose 3/4", Wheelchair Height

Specifications: 42W 42D 31.75H 90.5LBS


List Price: \$2214



Model: 30821 - 42" x 42" Federal Table T-Edge

Specifications: 42W 42D 29.75H 86.5LBS


List Price: \$1426



Model: 30842 - Winchester Complete Table, 42" Square, Federal Legs, Bullnose 3/8", Standard Height

Specifications: 42W 42D 29.75H 76.1LBS


List Price: \$1679



Model: 30862 - Winchester Complete Table, 42" Square, Federal Legs, Bullnose 3/4", Standard Height

Specifications: 42W 42D 29.75H 88.5LBS


List Price: \$2187



Model: 32821 - 42" x 42" Federal Table T-Edge Wheel Chair HT

Specifications: 42W 42D 31.75H 84.5LBS


List Price: \$1456



Model: 32842 - Winchester Complete Table, 42" Square, Federal Legs, Bullnose 3/8", Wheelchair Height

Specifications: 42W 42D 31.75H 74.1LBS

List Price: \$1707



Model: 32862 - Winchester Complete Table, 42" Square, Federal Legs, Bullnose 3/4", Wheelchair Height

Specifications: 42W 42D 31.75H 86.5LBS

List Price: \$2214



Model: 30521 - Winchester Complete Table, 42" Square, Shaker Legs, T-Edge, Standard Height

Specifications: 42W 42D 29.75H 92.5LBS

List Price: \$1452



Model: 30542 - Winchester Complete Table, 42" Square, Shaker Legs, Bullnose 3/8", Standard Height

Specifications: 42W 42D 29.75H 82.1LBS

List Price: \$1710



Model: 30562 - Winchester Complete Table, 42" Square, Shaker Legs, Bullnose 3/4", Standard Height

Specifications: 42W 42D 29.75H 94.5LBS

List Price: \$2228



Model: 32521 - 42" x 42" Shaker Table T-Edge Wheel Chair HT

Specifications: 42W 42D 29.75H 90.5LBS

List Price: \$1482



Model: 32542 - Winchester Complete Table, 42" Square, Shaker Legs, Bullnose 3/8", Wheelchair Height

Specifications: 42W 42D 31.75H 80.1LBS

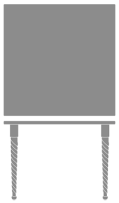
List Price: \$1740



Model: 32562 - Winchester Complete Table, 42" Square, Shaker Legs, Bullnose 3/4", Wheelchair Height

Specifications: 42W 42D 31.75H 92.5LBS


List Price: \$2256



Model: 30621 - 42" x 42" Rope Turn Table T-Edge

Specifications: 42W 42D 29.75H 86.5LBS

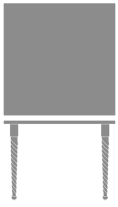
List Price: \$1426



Model: 30642 - Winchester Complete Table, 42" Square, Rope Turn Legs, Bullnose 3/8", Standard Height

Specifications: 42W 42D 29.75H 76.1LBS


List Price: \$1679



Model: 30662 - Winchester Complete Table, 42" Square, Rope Turn Legs, Bullnose 3/4", Standard Height

Specifications: 42W 42D 29.75H 88.5LBS

List Price: \$2187



Model: 32621 - 42" x 42" Rope Turn Table T-Edge Wheel Chair HT

Specifications: 42W 42D 31.75H 85.5LBS

List Price: \$1456



Model: 32642 - Winchester Complete Table, 42" Square, Rope Turn Legs, Bullnose 3/8", Wheelchair Height

Specifications: 42W 42D 31.75H 75.1LBS

List Price: \$1707



Model: 32662 - Winchester Complete Table, 42" Square, Rope Turn Legs, Bullnose 3/4", Wheelchair Height

Specifications: 42W 42D 31.75H 87.5LBS


List Price: \$2214



Model: 30121 - 42" x 42" Queen Anne Table T-Edge

Specifications: 42W 42D 29.75H 86.5LBS


List Price: \$1362



Model: 30142 - Winchester Complete Table, 42" Square, Queen Ann Legs, Bullnose 3/8", Standard Height

Specifications: 42W 42D 29.75H 76.1LBS

List Price: \$1611



Model: 30162 - Winchester Complete Table, 42" Square, Queen Ann Legs, Bullnose 3/4", Standard Height

Specifications: 42W 42D 29.75H 88.5LBS

List Price: \$2119



Model: 32121 - 42" x 42" Queen Anne Table T-Edge Wheel Chair HT

Specifications: 42W 42D 31.75H 87.5LBS


List Price: \$1389



Model: 32142 - Winchester Complete Table, 42" Square, Queen Ann Legs, Bullnose 3/8", Wheelchair Height

Specifications: 42W 42D 31.75H 77.1LBS

List Price: \$1643



Model: 32162 - Winchester Complete Table, 42" Square, Queen Ann Legs, Bullnose 3/4", Wheelchair Height

Specifications: 42W 42D 31.75H 89.5LBS

List Price: \$2149



Model: 30321 - 42" x 42" Chippendale Table T-Edge

Specifications: 42W 42D 29.75H 87.5LBS

List Price: \$1373



Model: 30342 - Winchester Complete Table, 42" Square, Chippendale Legs, Bullnose 3/8", Standard Height

Specifications: 42W 42D 29.75H 77.1LBS

List Price: \$1633





Model: 30362 - Winchester Complete Table, 42" Square, Chippendale Legs, Bullnose 3/4", Standard Height

Specifications: 42W 42D 29.75H 89.5LBS

List Price: \$2146



Model: 32321 - 42" x 42" Chippendale Table T-Edge Wheel Chair HT

Specifications: 42W 42D 31.75H 87.5LBS

List Price: \$1403



Model: 32342 - Winchester Complete Table, 42" Square, Chippendale Legs, Bullnose 3/8", Wheelchair Height

Specifications: 42W 42D 31.75H 77.1LBS

List Price: \$1662



Model: 32362 - Winchester Complete Table, 42" Square, Chippendale Legs, Bullnose 3/4", Wheelchair Height

Specifications: 42W 42D 31.75H 89.5LBS

List Price: \$2179