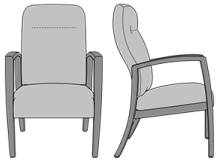





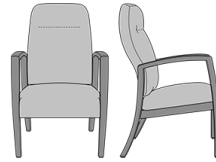
Valentia Resident




Valentia Wallsaver Patient
Chair, Square Back
Model: VLWS2
24W 27.5D 40H
26AH



Valentia Wallsaver Patient
Chair, Square Back,
Upholstered Panel
Model: VLWS2UP
25W 27.5D 40H
26AH



Valentia Wallsaver Patient
Chair, Tapered Back
Model: VLWS9
24W 27.5D 40H
26AH



Valentia Wallsaver Patient
Chair, Tapered Back,
Upholstered Panel
Model: VLWS9UP
25W 27.5D 40H
26AH