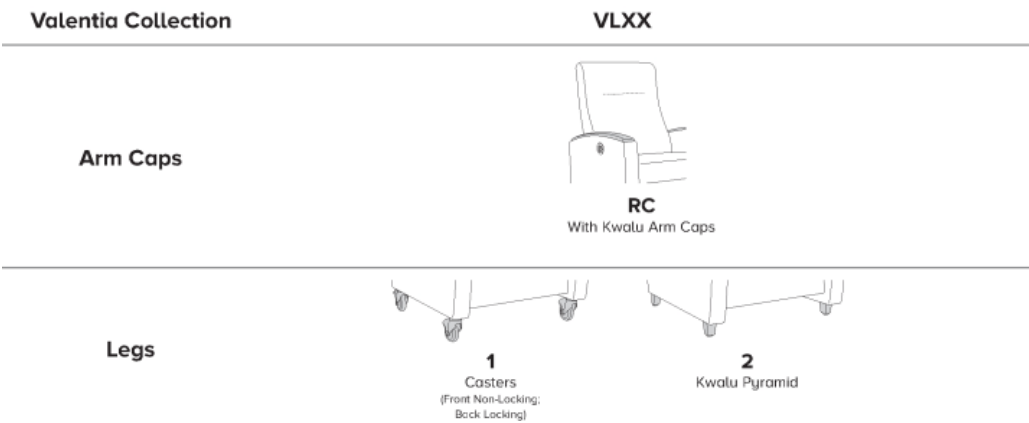


Kwalu Features

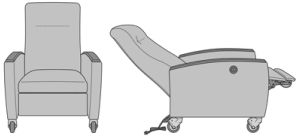
Product Dimensions and Specs

Overall	31W 36D 42H
Seat	23.5W 20D 19.5H
Arm	26H
Extended	66W
Wt.	118 lbs
Wt. Capacity	350 lbs

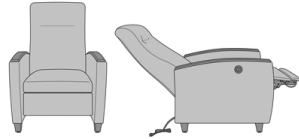
Product Configurations



Product Statement of Line Images



Valentia Motorized Recliner,
with Front Non-Locking &
Back Locking Casters
Model: VLRC1
31W 36D 42H
26AH 66Ext. Depth



Valentia Motorized Recliner,
without Casters
Model: VLRC2
31W 36D 42H
26AH 66Ext. Depth

Product Features



Nightingale Award

Kwalu's GetWell Patient Room was awarded a Nightingale Innovation Award for Surfacing Material.

[Learn More >](#)



Durable Finish

Kwalu's proprietary finish doesn't have any of the drawbacks of wood. The finish is moisture impervious, easy to clean and maintenance-free.



Concealed Cleanout

Concealed cleanout eliminates a debris build-up behind the seat cushion.



Motorized Recliner

The motorized recliner fully extends to a depth of 66 inches.



2 Button Control

Press the control button to initiate multiple reclining positions.



Casters

Heavy duty locking casters on rear and front non-locking casters are standard.



Optional Kwalu Legs

To create an elegant look, legs made of Kwalu material are available to replace casters and are optional.

Product Foam

Foam is compliant with CAL 117 and AB 2998

Product Finishes

Arm Finish



Sugar Maple



Weathered Teak



Vintage Teak



Light Walnut



Patagonian
Cherry



Medium Cherry



English Chestnut



Northern Walnut



American Walnut



Golden Ebony



Silver Ash



African
Mahogany



Espresso



Natural
Mahogany



Midnight Oak

Product Environmental Certifications

