

Kwalu Features

Kwalu Classic Solid Surface

- Kwalu's proprietary outer shell is a technologically advanced, robust solid surface polymer material (1/8" thick)
- Non-coated
- Offers a warm, pleasant, wood-like temperature to the touch

Moisture Impervious

- Our Kwalu material is smooth, non-porous, and liquid impervious

Proprietary Maintenance-Free Finish

- Chemical, impact, ink, and scratch resistant
- Will not chip or crack
- 100% free of short-lived catalytic lacquers, polyurethane varnishes, delicate wood veneers, and de-laminating HPL's
- Repairable with quick strokes of steel wool
- Look of wood's enduring beauty, without undertaking its costly setbacks

Easy to Clean

- Withstands rigorous cleaning regime
- 100% bleach cleanable
- Chemically resistant, entirely smooth, high-performance solid surface (1/8" thick)
- Provide long term cleanability
- Survives All EPA's Cleaning-Disinfectant Agents
- Survives Clorox's Healthcare Portfolio of Cleaning-Disinfectant Products

Patented Steel-Reinforced Joint Technology

- Patented inner steel-reinforced joint system holds frame together
- Eliminates costly and injury-prone construction failures
- No dowels or screws used to hold frame together

24/7 10-Year Performance Warranty on Kwalu-made Frames

- Kwalu's warranty is to term, not pro-rated
- Guaranteeing both the furniture construction and Kwalu finish
- For full details of warranty offered, including any bought-out items, please refer to the Terms and Conditions of Sale <https://www.kwalu.com/sales-terms-conditions/>


Eco-friendly

- LEED credits available for "Material + Resources" and "Indoor Environmental Air Quality"
- Made in North America
- 99% recycled inner-steel framing and long-lasting polymers
- CARB Compliant


Product Dimensions and Specs

| | |
|--------------|-------------|
| Overall | 24W 26D 35H |
| Seat | 20W 19D 19H |
| Arm | 26H |
| Wt. | 34 lbs |
| Wt. Capacity | 350 lbs |


Product Statement of Line Images



Valentia Guest Chair
Model: VLG111
24W 26D 35H
26AH









Valentia Wallsaver Guest
Chair
Model: VLWG2
24W 27D 35H
26AH



Valentia Wallsaver Guest
Chair, with Upholstered
Panels
Model: VLWG2UP
25W 27D 35H
26AH

Product Features

| | | | | | |
|--|---|--|---|--|--|
|  |  |  |  |  |  |
| <p>Nightingale Award</p> <p>Kwalu's GetWell Patient Room was awarded a Nightingale Innovation Award for Surfacing Material.</p> <p>Learn More ></p> | <p>Durable Finish</p> <p>Kwalu's solid surface (1/8" thick) proprietary finish doesn't have any of the drawbacks of wood. The frames are moisture impervious, graffiti-resistant, easy to clean and maintenance-free.</p> | <p>Steel Reinforced</p> <p>Our patented steel-reinforced joint system uses over 20 pieces of steel in most Kwalu chairs. Stop ongoing and costly furniture replacement.</p> <p>Learn More ></p> | <p>Visible Cleanout</p> <p>Cleanout prevents buildup of debris and provides for easy maintenance.</p> | <p>Seat Cushion is Field Replaceable</p> <p>The seat cushion can be replaced in the field.</p> | <p>Easy to Clean</p> <p>Clorox Healthcare and Kwalu are partnering to promote cleaner surfaces. Kwalu chairs have no topical coatings, so sanitizing solutions commonly used in healthcare environments can be used - including 100% bleach – without degrading the finish.</p> <p>Learn More ></p> |

Product Foam

Foam is compliant with CAL 117 and AB 2998

Product Glides

Nylon Knock in Glide 1 1/8 inch

Product Finishes

Frame Finish



Sugar Maple Weathered Teak Northern Oak Vintage Teak Patagonian Cherry Northern Walnut



Medium Cherry English Chestnut Light Walnut Silver Ash Golden Ebony African Mahogany



Espresso Natural Mahogany Midnight Oak Blackwood Premium Platinum Premium Soft Gold



Premium Pure Copper Premium Black Copper

Product Environmental Certifications

