

## Kwalu Features

### Kwalu Classic Solid Surface

- Kwalu's proprietary outer shell is a technologically advanced, robust solid surface polymer material (1/8" thick)
- Non-coated
- Offers a warm, pleasant, wood-like temperature to the touch

### Moisture Impervious

- Our Kwalu material is smooth, non-porous, and liquid impervious

### Proprietary Maintenance-Free Finish

- Chemical, impact, ink, and scratch resistant
- Will not chip or crack
- 100% free of short-lived catalytic lacquers, polyurethane varnishes, delicate wood veneers, and de-laminating HPL's
- Repairable with quick strokes of steel wool
- Look of wood's enduring beauty, without undertaking its costly setbacks

### Easy to Clean

- Withstands rigorous cleaning regime
- 100% bleach cleanable
- Chemically resistant, entirely smooth, high-performance solid surface (1/8" thick)
- Provide long term cleanability
- Survives All EPA's Cleaning-Disinfectant Agents
- Survives Clorox's Healthcare Portfolio of Cleaning-Disinfectant Products

### Patented Steel-Reinforced Joint Technology

- Patented inner steel-reinforced joint system holds frame together
- Eliminates costly and injury-prone construction failures
- No dowels or screws used to hold frame together

### 24/7 10-Year Performance Warranty on Kwalu-made Frames

- Kwalu's warranty is to term, not pro-rated
- Guaranteeing both the furniture construction and Kwalu finish
- For full details of warranty offered, including any bought-out items, please refer to the Terms and Conditions of Sale <https://www.kwalu.com/sales-terms-conditions/>
















### Eco-friendly

- LEED credits available for "Material + Resources" and "Indoor Environmental Air Quality"
- Made in North America
- 99% recycled inner-steel framing and long-lasting polymers
- CARB Compliant

## Product Dimensions and Specs

Overall	68W 27D 43H
Seat	20W 19D 19H
Arm	26H
Wt.	110 lbs
Wt. Capacity	1050 lbs


## Product Configurations

Valdina Collection	VLDFIXMTX				
<b>Units</b>					
	<b>GG</b> 2 Seater - 35"H (20" SW / 20"SW)	<b>GGG</b> 3 Seater - 35"H (20" SW / 20"SW / 20"SW)	<b>PP</b> 2 Seater - 43"H (20" SW / 20"SW)	<b>PPP</b> 3 Seater - 43"H (20" SW / 20"SW / 20"SW)	
					
	<b>BG</b> 2 Seater - 35"H (30" SW / 20"SW)	<b>GB</b> 2 Seater - 35"H (20" SW / 30"SW)	<b>BGG</b> 3 Seater - 35"H (30" SW / 20"SW / 20"SW)	<b>GBG</b> 3 Seater - 35"H (20" SW / 30"SW / 20"SW)	
					
	<b>GGB</b> 3 Seater - 35"H (20" SW / 20"SW / 30"SW)	<b>BP</b> 2 Seater - 43"H (30" SW / 20"SW)	<b>PB</b> 2 Seater - 43"H (20" SW / 30"SW)	<b>BPP</b> 3 Seater - 43"H (30" SW / 20"SW / 20"SW)	
					
	<b>PBP</b> 3 Seater - 43"H (20" SW / 30"SW / 20"SW)	<b>PPB</b> 3 Seater - 43"H (20" SW / 20"SW / 30"SW)			
	<b>Arm Style (Optional)</b>				
		<b>UP</b> Upholstered Arm Panels			


Product Statement of Line Images



Valdina Wallsaver Tandem  
Bariatric, 2-Seater Gang Left,  
Fixed Tall Back  
Model: VLDFIXMTBP  
56W 27D 43H  
26AH



Valdina Wallsaver Tandem  
Bariatric, 3-Seater Gang Left,  
Fixed Tall Back  
Model: VLDFIXMTBPP  
78W 27D 43H  
26AH




Valdina Wallsaver Tandem  
Bariatric, 3-Seater Gang Left,  
Fixed Tall Back, Upholstered  
Arm Panels  
Model: VLDFIXMTBPPUP  
78W 27D 43H  
26AH




Valdina Wallsaver Tandem  
Bariatric, 2-Seater Gang Left,  
Fixed Tall Back, Upholstered  
Arm Panels  
Model: VLDFIXMTBPUP  
56W 27D 43H  
26AH



Valdina Wallsaver Tandem  
Bariatric, 2-Seater Gang Right,  
Fixed Tall Back  
Model: VLDFIXMTPB  
56W 27D 44H  
26AH



Valdina Wallsaver Tandem  
Bariatric, 3-Seater Gang  
Middle, Fixed Tall Back  
Model: VLDFIXMTPBP  
78W 27D 43H  
26AH




Valdina Wallsaver Tandem  
Bariatric, 3-Seater Gang  
Middle, Fixed Tall Back,  
Upholstered Arm Panels  
Model: VLDFIXMTPBPUP  
78W 27D 43H  
26AH




Valdina Wallsaver Tandem  
Bariatric, 2-Seater Gang Right,  
Fixed Tall Back, Upholstered  
Arm Panels  
Model: VLDFIXMTPBUP  
56W 27D 44H



Valdina Wallsaver Tandem, 2-Seater Gang, Fixed Tall Back  
Model: VLDFIXMTPP  
46W 27D 43H  
26AH




Valdina Wallsaver Tandem Bariatric, 3-Seater Gang Right, Fixed Tall Back  
Model: VLDFIXMTPPB  
78W 27D 43H  
26AH



Valdina Wallsaver Tandem Bariatric, 3-Seater Gang Right, Fixed Tall Back, Upholstered Arm Panels  
Model: VLDFIXMTPPBUP  
78W 27D 43H  
26AH



Valdina Wallsaver Tandem, 3-Seater Gang, Fixed Tall Back  
Model: VLDFIXMTPPP  
68W 27D 43H  
26AH




Valdina Wallsaver Tandem, 3-Seater Gang, Fixed Tall Back, Upholstered Arm Panels  
Model: VLDFIXMTPPPUP  
68W 27D 43H  
26AH




Valdina Wallsaver Tandem, 2-Seater Gang, Fixed Tall Back, Upholstered Arm Panels  
Model: VLDFIXMTPPUP  
46W 27D 43H  
26AH




Valdina Wallsaver Tandem Bariatric, 2-Seater Gang Left, Fixed Short Back  
Model: VLDFIXMTBG  
56W 27D 35H  
26AH



Valdina Wallsaver Tandem Bariatric, 3-Seater Gang Left, Fixed Short Back  
Model: VLDFIXMTBGG  
78W 27D 35H  
26AH



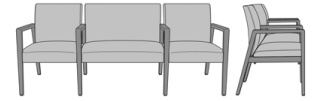
Valdina Wallsaver Tandem  
Bariatric, 3-Seater Gang Left,  
Fixed Short Back, Upholstered  
Arm Panels  
Model: VLDFIXMTBGGUP  
78W 27D 35H  
26AH



Valdina Wallsaver Tandem  
Bariatric, 2-Seater Gang Left,  
Fixed Short Back, Upholstered  
Arm Panels  
Model: VLDFIXMTBGUP  
56W 27D 35H  
26AH



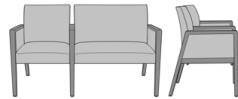
Valdina Wallsaver Tandem  
Bariatric, 2-Seater Gang Right,  
Fixed Short Back  
Model: VLDFIXMTGB  
56W 27D 35H  
26AH



Valdina Wallsaver Tandem  
Bariatric, 3-Seater Gang  
Middle, Fixed Short Back  
Model: VLDFIXMTGBG  
78W 27D 35H  
26AH



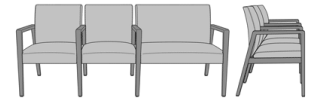
Valdina Wallsaver Tandem  
Bariatric, 3-Seater Gang  
Middle, Fixed Short Back,  
Upholstered Arm Panels  
Model: VLDFIXMTGBGUP  
78W 27D 35H  
26AH



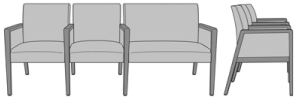
Valdina Wallsaver Tandem  
Bariatric, 2-Seater Gang Right,  
Fixed Short Back, Upholstered  
Arm Panels  
Model: VLDFIXMTGBUP  
56W 27D 35H  
26AH




Valdina Wallsaver Tandem, 2-  
Seater Gang, Fixed Short  
Back  
Model: VLDFIXMTGG  
46W 27D 35H  
26AH




Valdina Wallsaver Tandem  
Bariatric, 3-Seater Gang Right,  
Fixed Short Back  
Model: VLDFIXMTGGB  
78W 27D 35H  
26AH



Valdina Wallsaver Tandem  
Bariatric, 3-Seater Gang Right,  
Fixed Short Back, Upholstered  
Arm Panels  
Model: VLDFIXMTGGBUP  
78W 27D 35H  
26AH



Valdina Wallsaver Tandem, 3-  
Seater Gang, Fixed Short  
Back  
Model: VLDFIXMTGGG  
68W 27D 35H  
26AH



Valdina Wallsaver Tandem, 3-  
Seater Gang, Fixed Short  
Back, Upholstered Arm Panels  
Model: VLDFIXMTGGGUP  
68W 27D 35H  
26AH



Valdina Wallsaver Tandem, 2-  
Seater Gang, Fixed Short  
Back, Upholstered Arm Panels  
Model: VLDFIXMTGGUP  
46W 27D 35H  
26AH

## Product Features



Wallsaver

Wallsaver back legs help keep walls in pristine condition.



Durable Finish

Kwalu's solid surface (1/8" thick) proprietary finish doesn't have any of the drawbacks of wood. The frames are moisture impervious, graffiti-resistant, easy to clean and maintenance-free.



Steel Reinforced

Our patented steel-reinforced joint system uses over 20 pieces of steel in most Kwalu chairs. Stop ongoing and costly furniture replacement.

[Learn More >](#)



Number of Seats

Choose from 2 seat styles – 2-seater and 3-seater.



Back Style

Choose from 2 back styles – Short Back or Tall Back.



Visible Cleanout

Cleanout is incorporated behind the seat cushion to prevent buildup of debris while providing a clean look.



Seat Cushion is Field Replaceable

The seat cushion can be replaced in the field.



Optional Closed Arm Panels

Available with or without upholstered arm panels.

## Product Foam

Foam is compliant with CAL 117 and AB 2998

## Product Glides

Metal Stem Screw in Glide with Black Nylon

Product Finishes

Frame Finish



Sugar Maple



Weathered Teak



Northern Oak



Vintage Teak



Patagonian  
Cherry



Northern Walnut



Medium Cherry




English Chestnut



Light Walnut



Silver Ash



Golden Ebony



African  
Mahogany



Espresso




Natural  
Mahogany



Midnight Oak



Blackwood




Premium  
Platinum



Premium Soft  
Gold



Premium Pure  
Copper



Premium Black



Product Environmental Certifications

