

## Kwalu Features

### Kwalu Classic Solid Surface

- Kwalu's proprietary outer shell is a technologically advanced, robust solid surface polymer material (1/8" thick)
- Non-coated
- Offers a warm, pleasant, wood-like temperature to the touch

### Moisture Impervious

- Our Kwalu material is smooth, non-porous, and liquid impervious

### Proprietary Maintenance-Free Finish

- Chemical, impact, ink, and scratch resistant
- Will not chip or crack
- 100% free of short-lived catalytic lacquers, polyurethane varnishes, delicate wood veneers, and de-laminating HPL's
- Repairable with quick strokes of steel wool
- Look of wood's enduring beauty, without undertaking its costly setbacks

### Easy to Clean

- Withstands rigorous cleaning regime
- 100% bleach cleanable
- Chemically resistant, entirely smooth, high-performance solid surface (1/8" thick)
- Provide long term cleanability
- Survives All EPA's Cleaning-Disinfectant Agents
- Survives Clorox's Healthcare Portfolio of Cleaning-Disinfectant Products

### Patented Steel-Reinforced Joint Technology

- Patented inner steel-reinforced joint system holds frame together
- Eliminates costly and injury-prone construction failures
- No dowels or screws used to hold frame together

### 24/7 10-Year Performance Warranty on Kwalu-made Frames

- Kwalu's warranty is to term, not pro-rated
- Guaranteeing both the furniture construction and Kwalu finish
- For full details of warranty offered, including any bought-out items, please refer to the Terms and Conditions of Sale <https://www.kwalu.com/sales-terms-conditions/>

### Eco-friendly

- LEED credits available for "Material + Resources" and "Indoor Environmental Air Quality"
- Made in North America
- 99% recycled inner-steel framing and long-lasting polymers
- CARB Compliant

## Product Dimensions and Specs

Overall	24W 27D 35H
Seat	20W 19D 19H
Arm	26H
Wt.	46 lbs
Wt. Capacity	350 lbs

## Product Configurations

### Valdina Collection

### VDNFXX

#### Upholstery Style



**1**  
Full Upholstery

#### Back Height

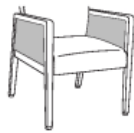


**1**  
Short Back



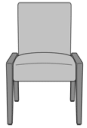
**2**  
Tall Back

#### Arm Style (Optional)




**UP**  
Upholstered Arm Panels


Product Statement of Line Images




Valdina Flex – Short Back  
Armless  
Model: VDNFNA21G  
21.75W 27D 35H




Valdina Flex - 24W Short Back  
Model: VDNF11  
24W 27D 35H  
26AH




Valdina Flex - 24W Short  
Back, Upholstered Arm Panels  
Model: VDNF11UP  
24W 27D 35H  
26AH




Valdina Wallsaver Guest  
Chair, Fixed Short Back –  
24”W  
Model: VLDFIXG11  
24W 27D 35H  
26AH



Valdina Wallsaver Guest  
Chair, Fixed Short Back –  
24”W, Upholstered Arm  
Panels  
Model: VLDFIXG11UP  
24W 27D 35H  
26AH



Valdina Wallsaver Guest  
Chair, Fixed Short Back –  
28”W  
Model: VLDFIXG12  
28W 27D 35H  
26AH



Valdina Wallsaver Guest  
Chair, Fixed Short Back,  
Upholstered Arm Panels  
Model: VLDFIXG12UP  
28W 27D 35H  
26AH

## Product Features



Durable Finish

Kwalu's solid surface (1/8" thick) proprietary finish doesn't have any of the drawbacks of wood. The frames are moisture impervious, graffiti-resistant, easy to clean and maintenance-free.



Flex Back

Frame enables a modest amount of flexibility in the back only; seat, arms and legs remain stationary.



Wallsaver

Wallsaver back legs help keep walls in pristine condition.



Steel Reinforced

Our patented steel-reinforced joint system uses over 20 pieces of steel in most Kwalu chairs. Stop ongoing and costly furniture replacement.

[Learn More >](#)



Visible Cleanout

Cleanout prevents buildup of debris and provides for easy maintenance.



Back Cushion and Seat Cushion are Field Replaceable

Both the back cushion and the seat cushion can be replaced in the field.




Optional Closed Arm Panels

Available with or without upholstered arm panels.



Optional Tall Back Cushion

For increased comfort and support in waiting or reception areas, choose the optional tall back cushion.



Optional Linking Tables

Optional Center and Corner Linking tables are available to provide stationary space between the chairs and fit your space.

[Learn more >](#)



Brake Under Load Casters

Optional Brake Under Load Casters lock when a person sits on the chair, and unlocks when they're not for easy movement of the chair.

## Product Foam

Foam is compliant with CAL 117 and AB 2998

## Product Glides

Metal Stem Screw in Glide with Black Nylon

Product Finishes

Frame Finish



Sugar Maple    Weathered Teak    Northern Oak    Vintage Teak    Patagonian Cherry    Northern Walnut



Medium Cherry    English Chestnut    Light Walnut    Silver Ash    Golden Ebony    African Mahogany



Espresso    Natural Mahogany    Midnight Oak    Blackwood    Premium Platinum    Premium Soft Gold



Premium Pure Copper    Premium Black Copper

Product Environmental Certifications

