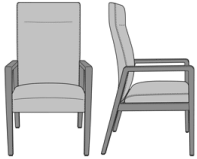






Valdina Tall Back – Fixed




Valdina Wallsaver Patient
Chair, Fixed Tall Back -
24\"W
Model: VLDFIXP11
24W 27D 43H
26AH



Valdina Wallsaver Patient
Chair, Fixed Tall Back -
24\"W, Upholstered Arm
Panels
Model: VLDFIXP11UP
24W 27D 43H
26AH



Valdina Wallsaver Patient
Chair, Fixed Tall Back -
28\"W
Model: VLDFIXP12
28W 27D 43H
26AH



Valdina Wallsaver Patient
Chair, Fixed Tall Back -
28\"Wc
Model: VLDFIXP12UP
28W 27D 43H
26AH