

Kwalu Features

Kwalu Classic Solid Surface

- Kwalu's proprietary outer shell is a technologically advanced, robust solid surface polymer material (1/8" thick)
- Non-coated
- Offers a warm, pleasant, wood-like temperature to the touch

Moisture Impervious

- Our Kwalu material is smooth, non-porous, and liquid impervious

Proprietary Maintenance-Free Finish

- Chemical, impact, ink, and scratch resistant
- Will not chip or crack
- 100% free of short-lived catalytic lacquers, polyurethane varnishes, delicate wood veneers, and de-laminating HPL's
- Repairable with quick strokes of steel wool
- Look of wood's enduring beauty, without undertaking its costly setbacks

Easy to Clean

- Withstands rigorous cleaning regime
- 100% bleach cleanable
- Chemically resistant, entirely smooth, high-performance solid surface (1/8" thick)
- Provide long term cleanability
- Survives All EPA's Cleaning-Disinfectant Agents
- Survives Clorox's Healthcare Portfolio of Cleaning-Disinfectant Products

Patented Steel-Reinforced Joint Technology

- Patented inner steel-reinforced joint system holds frame together
- Eliminates costly and injury-prone construction failures
- No dowels or screws used to hold frame together

24/7 10-Year Performance Warranty on Kwalu-made Frames

- Kwalu's warranty is to term, not pro-rated
- Guaranteeing both the furniture construction and Kwalu finish
- For full details of warranty offered, including any bought-out items, please refer to the Terms and Conditions of Sale <https://www.kwalu.com/sales-terms-conditions/>

Eco-friendly

- LEED credits available for "Material + Resources" and "Indoor Environmental Air Quality"
- Made in North America
- 99% recycled inner-steel framing and long-lasting polymers
- CARB Compliant

Product Dimensions and Specs

Overall	24W 24D 39H
Seat	19.5W 18D 19H
Arm	25H
Wt.	25 lbs
Wt. Capacity	350 lbs

Product Configurations

Toni Stacking Collection

99XXXX

Leg and Underframe Style



2
Queen Anne Legs



7
Contemporary

Arm Style



0
No Arms
(underframe required)



1
"T" Arm Straight



2
Gooseneck



3
Waterfall



4
"T" Arm Classic

Seat Style



0
Seat Pad



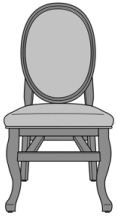
6
Seat Plush

Back Style

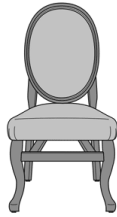


5
Round


Product Statement of Line Images




Toni Stacking Side Chair,
Queen Anne Legs, Armless,
Seat Pad, Round Back
Model: 992005
19.75W 22.5D 39H



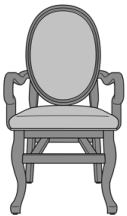
Toni Stacking Side Chair,
Queen Anne Legs, Armless,
Plush Seat, Round Back
Model: 992065
20.75W 22.5D 39H



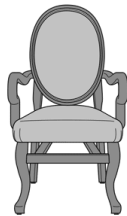
Toni Stacking Chair, Queen
Anne Legs, Straight T Arm,
Seat Pad, Round Back
Model: 992105
24.75W 22.5D 39H
25AH



Toni Stacking Chair, Queen
Anne Legs, Straight T Arm,
Plush Seat, Round Back
Model: 992165
24.75W 22.5D 39H
25AH




Toni Stacking Chair, Queen
Anne Legs, Gooseneck Arm,
Seat Pad, Round Back
Model: 992205
24.75W 22.5D 39H
25.5AH




Toni Stacking Chair, Queen
Anne Legs, Gooseneck Arm,
Plush Seat, Round Back
Model: 992265
24.75W 22.5D 39H
25.5AH




Toni Stacking Chair, Queen
Anne Legs, Waterfall Arm,
Seat Pad, Round Back
Model: 992305
24.75W 22.5D 39H
25AH



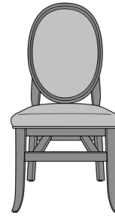
Toni Stacking Chair, Queen
Anne Legs, Waterfall Arm,
Plush Seat, Round Back
Model: 992365
24.75W 22.5D 39H
25AH



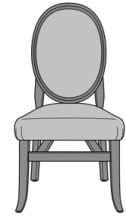
Toni Stacking Chair, Queen Anne Legs, Classic T Arm, Seat Pad, Round Back
Model: 992405
26W 22.5D 39H
26AH



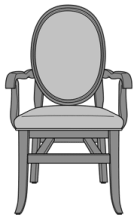
Toni Stacking Chair, Queen Anne Legs, Classic T Arm, Plush Seat, Round Back
Model: 992465
26W 22.5D 39H
26AH




Toni Stacking Side Chair, Contemporary Legs, Armless, Seat Pad, Round Back
Model: 997005
19.75W 22.5D 39H




Toni Stacking Side Chair, Contemporary Legs, Armless, Plush Seat, Round Back
Model: 997065
20.75W 22.5D 39H




Toni Stacking Chair, Contemporary Legs, Straight T Arm, Seat Pad, Round Back
Model: 997105
24W 24D 39H
25AH




Toni Stacking Chair, Contemporary Legs, Straight T Arm, Plush Seat, Round Back
Model: 997165
24.75W 22.5D 39H
25AH




Toni Stacking Chair, Contemporary Legs, Gooseneck Arm, Seat Pad, Round Back
Model: 997205
24.75W 22.5D 39H
25.5AH




Toni Stacking Chair, Contemporary Legs, Gooseneck Arm, Plush Seat, Round Back
Model: 997265
24.75W 22.5D 39H
25.5AH




Toni Stacking Chair,
Contemporary Legs, Waterfall
Arm, Seat Pad, Round Back
Model: 997305
24.75W 22.5D 39H
25AH



Toni Stacking Chair,
Contemporary Legs, Waterfall
Arm, Plush Seat, Round Back
Model: 997365
24.75W 22.5D 39H
25AH



Toni Stacking Chair,
Contemporary Legs, Classic T
Arm, Seat Pad, Round Back
Model: 997405
26W 22.5D 39H
26AH



Toni Stacking Chair,
Contemporary Legs, Classic T
Arm, Plush Seat, Round Back
Model: 997465
26W 22.5D 39H
26AH

Product Features



Durable Finish

Kwalu's solid surface (1/8" thick) proprietary finish doesn't have any of the drawbacks of wood. The frames are moisture impervious, graffiti-resistant, easy to clean and maintenance-free.



Steel Reinforced

Our patented steel-reinforced joint system uses over 20 pieces of steel in most Kwalu chairs. Stop ongoing and costly furniture replacement.

[Learn More >](#)



Optional Seat Style

Choose from 2 optional seat styles - Seat Pad or Seat Plush.



Optional Leg Style

Choose from 2 optional leg styles - Queen Anne or Contemporary.



Optional Armless

Without arms is available and optional.



Stacking Capability

Stacks three chairs high for easy storage.

Product Foam

Foam is compliant with CAL 117 and AB 2998

Product Glides

Metal Knock in Glide with Teflon Cap

Product Finishes

Frame Finish



Sugar Maple

Weathered Teak

Northern Oak

Vintage Teak

Patagonian
Cherry

Northern Walnut



Medium Cherry

English Chestnut

Light Walnut

Silver Ash

Golden Ebony

African
Mahogany



Espresso

Natural
Mahogany

Midnight Oak

Blackwood

Premium
Platinum

Premium Soft
Gold



Premium Pure
Copper

Premium Black
Copper

Product Environmental Certifications

