

Kwalu Features

Kwalu Classic Solid Surface

- Kwalu's proprietary outer shell is a technologically advanced, robust solid surface polymer material (1/8" thick)
- Non-coated
- Offers a warm, pleasant, wood-like temperature to the touch

Moisture Impervious

- Our Kwalu material is smooth, non-porous, and liquid impervious

Proprietary Maintenance-Free Finish

- Chemical, impact, ink, and scratch resistant
- Will not chip or crack
- 100% free of short-lived catalytic lacquers, polyurethane varnishes, delicate wood veneers, and de-laminating HPL's
- Repairable with quick strokes of steel wool
- Look of wood's enduring beauty, without undertaking its costly setbacks

Easy to Clean

- Withstands rigorous cleaning regime
- 100% bleach cleanable
- Chemically resistant, entirely smooth, high-performance solid surface (1/8" thick)
- Provide long term cleanability
- Survives All EPA's Cleaning-Disinfectant Agents
- Survives Clorox's Healthcare Portfolio of Cleaning-Disinfectant Products

Patented Steel-Reinforced Joint Technology

- Patented inner steel-reinforced joint system holds frame together
- Eliminates costly and injury-prone construction failures
- No dowels or screws used to hold frame together

24/7 10-Year Performance Warranty on Kwalu-made Frames

- Kwalu's warranty is to term, not pro-rated
- Guaranteeing both the furniture construction and Kwalu finish
- For full details of warranty offered, including any bought-out items, please refer to the Terms and Conditions of Sale <https://www.kwalu.com/sales-terms-conditions/>









Eco-friendly

- LEED credits available for "Material + Resources" and "Indoor Environmental Air Quality"
- Made in North America
- 99% recycled inner-steel framing and long-lasting polymers
- CARB Compliant


Product Dimensions and Specs

Overall	25W 27D 42H
Seat	20.5W 18.5D 19.5H
Arm	26.5H
Wt.	28 lbs
Wt. Capacity	500 lbs

Product Configurations

Tivoli Collection		25XXXX		
Leg Style	 <p>1 Straight Leg</p>			
Arm Style	 <p>0 No arms</p>  <p>1 With arms</p>			
Seat Style	 <p>1 Seat Pad</p>			
Back Style	 <p>1 Vertical Slat Back</p>	 <p>2 Lattice Back</p>	 <p>3 Full Back</p>	<p>Hard Use</p>  <p>Stock code 251111M</p>

Product Statement of Line Images



Hard Use Tivoli Dining Chair,
Vertical Slat Back
Model: 251111M
25W 27D 42H
26.5AH

Product Features



Durable Finish

Kwalu's solid surface (1/8" thick) proprietary finish doesn't have any of the drawbacks of wood. The frames are moisture impervious, graffiti-resistant, easy to clean and maintenance-free.



Steel Reinforced

Our patented steel-reinforced joint system uses over 20 pieces of steel in most Kwalu chairs. Stop ongoing and costly furniture replacement.

[Learn More >](#)



Weight Capacity

The Tivoli 500lb chair is rated to 500 lbs weight capacity.



10 Year Warranty

We offer a 10 Year Performance Warranty on both construction and finish, so the product is guaranteed to stay looking like new for 10 years.

[Learn More >](#)

Product Foam

Foam is compliant with CAL 117 and AB 2998

Product Glides

Metal Knock in Glide with Teflon Cap

Product Finishes

Frame Finish



Sugar Maple



Weathered Teak



Northern Oak



Vintage Teak



Patagonian
Cherry



Northern Walnut



Medium Cherry




English Chestnut



Light Walnut



Silver Ash




Golden Ebony



African
Mahogany




Espresso




Natural
Mahogany



Midnight Oak



Blackwood




Premium
Platinum



Premium Soft
Gold



Premium Pure
Copper



Premium Black

Product Environmental Certifications

