

Kwalu Features

Kwalu Classic Solid Surface

- Kwalu's proprietary outer shell is a technologically advanced, robust solid surface polymer material (1/8" thick)
- Non-coated
- Offers a warm, pleasant, wood-like temperature to the touch

Moisture Impervious

- Our Kwalu material is smooth, non-porous, and liquid impervious

Proprietary Maintenance-Free Finish

- Chemical, impact, ink, and scratch resistant
- Will not chip or crack
- 100% free of short-lived catalytic lacquers, polyurethane varnishes, delicate wood veneers, and de-laminating HPL's
- Repairable with quick strokes of steel wool
- Look of wood's enduring beauty, without undertaking its costly setbacks

Easy to Clean

- Withstands rigorous cleaning regime
- 100% bleach cleanable
- Chemically resistant, entirely smooth, high-performance solid surface (1/8" thick)
- Provide long term cleanability
- Survives All EPA's Cleaning-Disinfectant Agents
- Survives Clorox's Healthcare Portfolio of Cleaning-Disinfectant Products

Patented Steel-Reinforced Joint Technology

- Patented inner steel-reinforced joint system holds frame together
- Eliminates costly and injury-prone construction failures
- No dowels or screws used to hold frame together

24/7 10-Year Performance Warranty on Kwalu-made Frames

- Kwalu's warranty is to term, not pro-rated
- Guaranteeing both the furniture construction and Kwalu finish
- For full details of warranty offered, including any bought-out items, please refer to the Terms and Conditions of Sale <https://www.kwalu.com/sales-terms-conditions/>

Eco-friendly

- LEED credits available for "Material + Resources" and "Indoor Environmental Air Quality"
- Made in North America
- 99% recycled inner-steel framing and long-lasting polymers
- CARB Compliant

Product Dimensions and Specs

Overall 32W 32D 28.5H

Wt. 30 lbs

Product Statement of Line Images

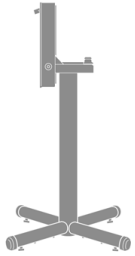


Table Base – Pedestal X
Base, Small, Standard Height,
Tilt Top
Model: TBL24TILT
20.5W 20.5D 28.5H



Table Base – Pedestal X
Base, Medium, Standard
Height, Tilt Top
Model: TBL32TILT
32W 32D 28.5H

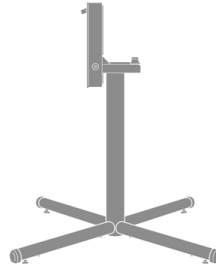


Table Base – Pedestal X
Base, Large, Standard Height,
Tilt Top
Model: TBL40TILT
35.88W 35.88D 28.5H

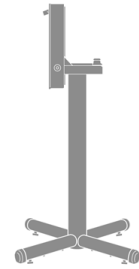


Table Base – Pedestal X
Base, Small, Wheelchair
Height, Tilt Top
Model: TBL24WT
20.5W 20.5D 30.5H



Table Base – Pedestal X
Base, Medium, Wheelchair
Height, Tilt Top
Model: TBL32WT
32W 32D 30.5H

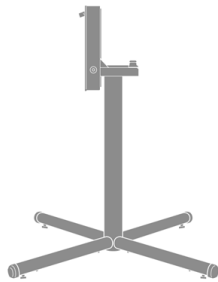


Table Base – Pedestal X
Base, Large, Wheelchair
Height, Tilt Top
Model: TBL40WT
35.88W 35.88D 30.5H

Product Features



Durable Finish

Kwalu's solid surface (1/8" thick) proprietary finish doesn't have any of the drawbacks of wood. The frames are moisture impervious, graffiti-resistant, easy to clean and maintenance-free.




Tilt Top Base

Use the release knob to tilt the top from a horizontal to a space saving vertical position.




Adj. Height Glides

The height of the glides can be adjusted manually to accommodate uneven flooring.



Different Sizes

Choose from a 24", 32" or 40" foot spread on a standard or wheelchair height.



Optional Wheelchair Height

The height of the base is adjusted manually to accommodate wheelchairs and is optional.



Compatible Table Tops

Accommodates a variety of round, square and rectangle table tops, all sold separately.

[Learn more >](#)

Product Finishes

Table Base Finish



Sugar Maple

Weathered Teak

Northern Oak

Vintage Teak

Patagonian
Cherry

Northern Walnut



Medium Cherry

English Chestnut

Light Walnut

Silver Ash

Golden Ebony

African
Mahogany



Espresso

Natural
Mahogany

Midnight Oak

Blackwood

Premium
Platinum

Premium Soft
Gold



Premium Pure
Copper

Premium Black
Copper

Product Environmental Certifications

