

Kwalu Features

Kwalu Classic Solid Surface

- Kwalu's proprietary outer shell is a technologically advanced, robust solid surface polymer material (1/8" thick)
- Non-coated
- Offers a warm, pleasant, wood-like temperature to the touch

Moisture Impervious

- Our Kwalu material is smooth, non-porous, and liquid impervious

Proprietary Maintenance-Free Finish

- Chemical, impact, ink, and scratch resistant
- Will not chip or crack
- 100% free of short-lived catalytic lacquers, polyurethane varnishes, delicate wood veneers, and de-laminating HPL's
- Repairable with quick strokes of steel wool
- Look of wood's enduring beauty, without undertaking its costly setbacks

Easy to Clean

- Withstands rigorous cleaning regime
- 100% bleach cleanable
- Chemically resistant, entirely smooth, high-performance solid surface (1/8" thick)
- Provide long term cleanability
- Survives All EPA's Cleaning-Disinfectant Agents
- Survives Clorox's Healthcare Portfolio of Cleaning-Disinfectant Products

Patented Steel-Reinforced Joint Technology

- Patented inner steel-reinforced joint system holds frame together
- Eliminates costly and injury-prone construction failures
- No dowels or screws used to hold frame together

24/7 10-Year Performance Warranty on Kwalu-made Frames

- Kwalu's warranty is to term, not pro-rated
- Guaranteeing both the furniture construction and Kwalu finish
- For full details of warranty offered, including any bought-out items, please refer to the Terms and Conditions of Sale <https://www.kwalu.com/sales-terms-conditions/>





Eco-friendly

- LEED credits available for "Material + Resources" and "Indoor Environmental Air Quality"
- Made in North America
- 99% recycled inner-steel framing and long-lasting polymers
- CARB Compliant


Product Dimensions and Specs

Overall	24W 24.75D 38.5H
Seat	19.5W 19D 25H
Arm	30.5H
Wt.	33 lbs
Wt. Capacity	350 lbs


Product Configurations

Sciara Collection	SCIASTLXX	
Height Style		
	B Bar Stool	C Counter Stool
Cleanout Style		
	111 Concealed Cleanout	211 Visible Cleanout

Product Statement of Line Images




Sciara Bar Stool
Model: SCIASTLB111
24W 24.75D 44H
36AH



Sciara Bar Stool, with Visible
Cleanout
Model: SCIASTLB211
24W 24.75D 44H
36AH



Sciara Counter Stool
Model: SCIASTLC111
24W 24.75D 38.5H
30.5AH



Sciara Counter Stool, with
Visible Cleanout
Model: SCIASTLC211
24W 24.75D 38.5H
30.5AH

Product Features



Durable Finish

Kwalu's solid surface (1/8" thick) proprietary finish doesn't have any of the drawbacks of wood. The frames are moisture impervious, graffiti-resistant, easy to clean and maintenance-free.



Steel Reinforced

Our patented steel-reinforced joint system uses over 20 pieces of steel in most Kwalu chairs. Stop ongoing and costly furniture replacement.

[Learn More >](#)



Concealed Cleanout

Concealed cleanout eliminates a debris build-up behind the seat cushion.



Bar and Counter Height

Counter and bar heights available.



Optional Cutout on Back

An optional cutout on back is available to prevent buildup of debris and provide for easy maintenance.



Optional Back Handle

A back handle is available to assist in moving the chair and it is optional.

Product Foam

Foam is compliant with CAL 117 and AB 2998

Product Glides

Metal Knock in Glide with Teflon Cap

Product Finishes

Frame Finish



Sugar Maple

Weathered Teak

Northern Oak

Vintage Teak

Patagonian
Cherry

Northern Walnut



Medium Cherry

English Chestnut

Light Walnut

Silver Ash

Golden Ebony

African
Mahogany



Espresso

Natural
Mahogany

Midnight Oak

Blackwood

Premium
Platinum

Premium Soft
Gold



Premium Pure
Copper

Premium Black
Copper

Product Environmental Certifications

