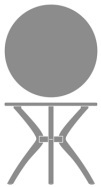


Model: RIMA1S - Rimini Complete Dining Table, 36" Round, Standard Height

Specifications: 36W 36D 29.75H 65LBS


List Price: \$1601



Model: RIMA1W - Rimini Complete Dining Table, 36" Round, Wheelchair Height

Specifications: 36W 36D 31.75H 40LBS

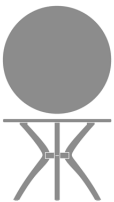
List Price: \$1601



Model: RIMD1S - Rimini Complete Dining Table, 42" Round, Standard Height

Specifications: 42W 42D 29.75H 79LBS


List Price: \$2173



Model: RIMD1W - Rimini Complete Dining Table, 42" Round, Wheelchair Height

Specifications: 42W 42D 31.75H 60LBS

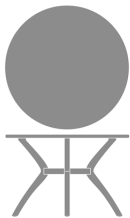
List Price: \$2173



Model: RIME1S - Rimini Complete Dining Table, 48" Round, Standard Height

Specifications: 48W 48D 29.75H 96.5LBS

List Price: \$2269



Model: RIME1W - Rimini Complete Dining Table, 48" Round, Wheelchair Height

Specifications: 48W 48D 31.75H 94LBS

List Price: \$2269