











Kwalu Features

Product Dimensions and Specs

Overall 32W 16D 28H


Wt. 20.4 lbs

Product Configurations

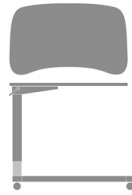
Overbed Collection	OTXX			
Base Type	 SA Spring Assist H-Base (Adjusts to a height of 45" from the floor) Top Dimensions 32"W x 16"D	 GA Gas Assist H-Base (Adjusts to a height of 45" from the floor) Top Dimensions 32"W x 18"D		
Top Shape	 1 Rectangular Shape (T-Edge)	 2 Kidney Shape (T-Edge)	 3 Peanut Shape (T-Edge)	 4 Jelly Bean Shape (T-Edge)
Top/Base Only (Optional)	 NT No Top, Base Only		 NB No Base, Top Only	
Overbed Table Options	 OPT#171 - Medium Double Mirror Vanity - 32" x 16" (Available only on Rectangle Top Shape)	 OPT#193 - Large Double Mirror Vanity - 32" x 18" (Available only on Rectangle Top Shape)		

Note If custom drilling is required a template must be provided.


Product Statement of Line Images



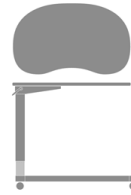
Overbed Table Gas Assist
H-Base – 32"W x 18"D
Rectangular Top
Model: OTGA1
32W 18D 27H



Overbed Table Gas Assist
H-Base – 32"W x 18"D Kidney
Top
Model: OTGA2
32W 18D 27H



Overbed Table Gas Assist
H-Base – 32"W x 18"D Peanut
Top
Model: OTGA3
32W 18D 27H



Overbed Table Gas Assist
H-Base – 32"W x 18"D Jelly
Bean Top
Model: OTGA4
32W 18D 27H



Overbed Table Spring Assist
H-Base – 32"W x 16"D
Rectangular Top
Model: OTSA1
32W 16D 28H



Overbed Table Spring Assist
H-Base – 32"W x 16"D Kidney
Top
Model: OTSA2
32W 16D 28H



Overbed Table Spring Assist
H-Base – 32"W x 16"D Peanut
Top
Model: OTSA3
32W 16D 28H




Overbed Table Spring Assist
H-Base – 32"W x 16"D Jelly
Bean Top
Model: OTSA4
32W 16D 28H

Product Features



Durable Finish

Kwalu's proprietary finish doesn't have any of the drawbacks of wood. The finish is moisture impervious, easy to clean and maintenance-free.



Different Top Shapes

Rectangular top is standard; other top shapes, including Kidney, Peanut and Jelly Bean, are optional.



Spring Assist

A lever beneath the table manually triggers the spring assist mechanism.



Adjustable Height

The table adjusts in height from 28" to 45".




Weight Capacity

The table holds 50 lbs. of evenly distributed weight.



Casters

Four non-locking 2" casters are standard.



Optional Vanity Drawer

A vanity drawer for storage of personal items is available and is optional.

Product Finishes

Table Top Finish



Sugar Maple



Weathered Teak



Vintage Teak



Light Walnut



Patagonian
Cherry



Medium Cherry



English Chestnut



Northern Walnut



American Walnut



Golden Ebony



Silver Ash



African
Mahogany



Espresso



Natural
Mahogany



Midnight Oak

Product Environmental Certifications

