

Kwalu Features

Kwalu Classic Solid Surface

- Kwalu's proprietary outer shell is a technologically advanced, robust solid surface polymer material (1/8" thick)
- Non-coated
- Offers a warm, pleasant, wood-like temperature to the touch

Moisture Impervious

- Our Kwalu material is smooth, non-porous, and liquid impervious

Proprietary Maintenance-Free Finish

- Chemical, impact, ink, and scratch resistant
- Will not chip or crack
- 100% free of short-lived catalytic lacquers, polyurethane varnishes, delicate wood veneers, and de-laminating HPL's
- Repairable with quick strokes of steel wool
- Look of wood's enduring beauty, without undertaking its costly setbacks

Easy to Clean

- Withstands rigorous cleaning regime
- 100% bleach cleanable
- Chemically resistant, entirely smooth, high-performance solid surface (1/8" thick)
- Provide long term cleanability
- Survives All EPA's Cleaning-Disinfectant Agents
- Survives Clorox's Healthcare Portfolio of Cleaning-Disinfectant Products

Patented Steel-Reinforced Joint Technology

- Patented inner steel-reinforced joint system holds frame together
- Eliminates costly and injury-prone construction failures
- No dowels or screws used to hold frame together

24/7 10-Year Performance Warranty on Kwalu-made Frames

- Kwalu's warranty is to term, not pro-rated
- Guaranteeing both the furniture construction and Kwalu finish
- For full details of warranty offered, including any bought-out items, please refer to the Terms and Conditions of Sale <https://www.kwalu.com/sales-terms-conditions/>

Eco-friendly

- LEED credits available for "Material + Resources" and "Indoor Environmental Air Quality"
- Made in North America
- 99% recycled inner-steel framing and long-lasting polymers
- CARB Compliant

Product Dimensions and Specs

Overall	35W 27D 31H
Seat	30W 20D 19H
Arm	25H
Wt.	37.6 lbs
Wt. Capacity	500 lbs

Product Configurations

Montedoro Collection

MTDBXX

Width Style




1
35° Overall Width

Piping Style





0
No Piping



1
With Piping
on Back and Base

Product Statement of Line Images



Montedoro Bariatric Chair,
525 lb. Weight Capacity,
without Piping on Back &
Base
Model: MTDB10
35W 27D 31H
25AH

Montedoro Bariatric Chair,
525 lb. Weight Capacity, with
Piping on Back & Base
Model: MTDB11
35W 27D 31H
25AH

Product Features



Durable Finish

Kwalu's solid surface (1/8" thick) proprietary finish doesn't have any of the drawbacks of wood. The frames are moisture impervious, graffiti-resistant, easy to clean and maintenance-free.



Weight Capacity

The Montedoro Bariatric chair is rated to 525 lbs weight capacity.



Concealed Cleanout

Concealed cleanout eliminates a debris build-up behind the seat cushion.



Optional Piping

Available with or without optional piping on the back and along the base.



10 Year Warranty

We offer a 10 Year Performance Warranty on both construction and finish, so the product is guaranteed to stay looking like new for 10 years.

[Learn More >](#)

Product Foam

Foam is compliant with CAL 117 and AB 2998

Product Glides

Metal Screw in Glide with Teflon Cap

Product Finishes

Arm & Leg Finish



Sugar Maple



Weathered Teak



Northern Oak



Vintage Teak



Patagonian
Cherry



Northern Walnut



Medium Cherry



English Chestnut



Light Walnut



Silver Ash




Golden Ebony




African
Mahogany




Espresso



Natural
Mahogany



Midnight Oak



Blackwood




Premium
Platinum



Premium Soft
Gold



Premium Pure
Copper



Premium Black
Copper

Product Environmental Certifications

