
















Kwalu Features

Product Dimensions and Specs

Overall 23W 28D 1.5H

Wt. 30 lbs

Product Configurations

Modena Collection	MDALKTBLXX			
Table Finish	 <p>*A Kwalu Fusion</p>		 <p>*B Corian®/ Hanex®/ Krión® Finish</p>	
Table Style	 <p>A 10° Straight Linking Table</p>	 <p>B 20° Straight Linking Table</p>	 <p>C 90° Corner Table with Leg Support</p>	 <p>D 90° Curved Table with Leg Support</p>
	 <p>E 45° Wedge</p>		 <p>F 45° Wedge with Rounded Corners</p>	
Finish Options	 <p>OPT#702 - Hanex® Nublado</p>	 <p>OPT#703 - Hanex® Coldstone</p>	 <p>OPT#705 - Corian® Linen</p>	 <p>OPT#706 - Hanex® Romano</p>
	 <p>OPT#708 - Hanex® Marelinho</p>	 <p>OPT#710 - Krión® Asteroid White</p>	 <p>OPT#711 - Krión® Snow White</p>	

Note

* 1.5" Thickness Tops

Product Statement of Line Images



Modena Linking Table, Kwalu
Top, 45° Wedge
Model: MDALKTBLAE
23W 18D 1.5H



Modena Linking Table, Kwalu
Top, 45° Wedge with
Rounded Corners
Model: MDALKTBLAF
23W 18D 1.5H



Modena Linking Table, Solid
Surface Top, 45° Wedge.
Model: MDALKTBLBE
23W 28D 1.5H



Modena Linking Table, Solid
Surface Top, 45° Wedge with
Rounded Corners
Model: MDALKTBLBF
23W 28D 1.5H



Modena Corner Linking Table
Model: MDALKTBLAC
29W 29D 15H



Modena Linking Table, Kwalu
Top, 90° Curved Table with
Leg Support
Model: MDALKTBLAD
29W 29D 15H



Modena Linking Table, Solid
Surface Top, 90° Corner
Table with Leg Support
Model: MDALKTBLBC
29W 29D 15H



Modena Linking Table, Solid
Surface Top, 90° Curved
Table with Leg Support
Model: MDALKTBLBD
29W 29D 15H



Modena Linking Table, Kwalu
Top, 10" Straight Top Only
Model: MDALKTBLAA
10W 16.5D 1.5H



Modena Center Linking Table
- 20W
Model: MDALKTBLAB
20W 16.5D 1.5H



Modena Linking Table, Solid
Surface Top, 10" Straight Top
Only
Model: MDALKTBLBA
10W 16.5D 1.5H



Modena Linking Table, Solid
Surface Top, 20" Straight Top
Only
Model: MDALKTBLBB
20W 16.5D 1.5H

Product Features



Optional Kwalu Top
Available with a 1.5" Top made of Kwalu's proprietary material.



Optional Rounded Corners Top
An Optional Rounded Corners Top, which creates a more curved version of the Wedge, is available.



Other Table Styles
Choose from 3 table styles - Center Linking, Wedge Linking and Corner Linking.



10 Year Warranty
We offer a 10 Year Performance Warranty on both construction and finish, so the product is guaranteed to stay looking like new for 10 years.

[Learn More >](#)

Product Glides

Nylon Knock in Glide 1 1/8 inch

Product Environmental Certifications

