
















## Kwalu Features

## Product Dimensions and Specs

Overall 29W 29D 15H

Wt. 65 lbs

## Product Configurations

Modena Collection	MDALKTBLXX			
<b>Table Finish</b>	 <p><b>*A</b> Kwalu Fusion</p>		 <p><b>*B</b> Corian®/ Hanex®/ Krion® Finish</p>	
<b>Table Style</b>	 <p><b>A</b> 10° Straight Linking Table</p>	 <p><b>B</b> 20° Straight Linking Table</p>	 <p><b>C</b> 90° Corner Table with Leg Support</p>	 <p><b>D</b> 90° Curved Table with Leg Support</p>
	 <p><b>E</b> 45° Wedge</p>		 <p><b>F</b> 45° Wedge with Rounded Corners</p>	
<b>Finish Options</b>	 <p><b>OPT#702</b> - Hanex® Nublado</p>	 <p><b>OPT#703</b> - Hanex® Coldstone</p>	 <p><b>OPT#705</b> - Corian® Linen</p>	 <p><b>OPT#706</b> - Hanex® Romano</p>
	 <p><b>OPT#708</b> - Hanex® Marelinho</p>	 <p><b>OPT#710</b> - Krion® Asteroid White</p>	 <p><b>OPT#711</b> - Krion® Snow White</p>	

**Note**

\* 1.5" Thickness Tops

Product Statement of Line Images



Modena Linking Table, Kwalu Top, 45° Wedge  
Model: MDALKTBLAE  
23W 18D 1.5H



Modena Linking Table, Kwalu Top, 45° Wedge with Rounded Corners  
Model: MDALKTBLAF  
23W 18D 1.5H



Modena Linking Table, Solid Surface Top, 45° Wedge.  
Model: MDALKTBLBE  
23W 28D 1.5H



Modena Linking Table, Solid Surface Top, 45° Wedge with Rounded Corners  
Model: MDALKTBLBF  
23W 28D 1.5H



Modena Corner Linking Table  
Model: MDALKTBLAC  
29W 29D 15H



Modena Linking Table, Kwalu Top, 90° Curved Table with Leg Support  
Model: MDALKTBLAD  
29W 29D 15H



Modena Linking Table, Solid Surface Top, 90° Corner Table with Leg Support  
Model: MDALKTBLBC  
29W 29D 15H



Modena Linking Table, Solid Surface Top, 90° Curved Table with Leg Support  
Model: MDALKTBLBD  
29W 29D 15H



Modena Linking Table, Kwalu  
Top, 10" Straight Top Only  
Model: MDALKTBLAA  
10W 16.5D 1.5H



Modena Center Linking Table  
- 20W  
Model: MDALKTBLAB  
20W 16.5D 1.5H



Modena Linking Table, Solid  
Surface Top, 10" Straight Top  
Only  
Model: MDALKTBLBA  
10W 16.5D 1.5H



Modena Linking Table, Solid  
Surface Top, 20" Straight Top  
Only  
Model: MDALKTBLBB  
20W 16.5D 1.5H

## Product Features



Optional Kwalu Top

Available with a 1.5" Top made of Kwalu's proprietary material.



Optional Curved Shape

The linking table is available in a curved shape to better fit a curved space and is optional.



Other Table Styles

Choose from 3 table styles - Center Linking, Wedge Linking and Corner Linking.



10 Year Warranty

We offer a 10 Year Performance Warranty on both construction and finish, so the product is guaranteed to stay looking like new for 10 years.

[Learn More >](#)

## Product Finishes

### Top Finish




Coldstone



Linen



Nublado




Romano



Marelinho



Asteroid White



Snow White

## Product Environmental Certifications

