

## Kwalu Features

### Kwalu Classic Solid Surface

- Kwalu's proprietary outer shell is a technologically advanced, robust solid surface polymer material (1/8" thick)
- Non-coated
- Offers a warm, pleasant, wood-like temperature to the touch

### Moisture Impervious

- Our Kwalu material is smooth, non-porous, and liquid impervious

### Proprietary Maintenance-Free Finish

- Chemical, impact, ink, and scratch resistant
- Will not chip or crack
- 100% free of short-lived catalytic lacquers, polyurethane varnishes, delicate wood veneers, and de-laminating HPL's
- Repairable with quick strokes of steel wool
- Look of wood's enduring beauty, without undertaking its costly setbacks

### Easy to Clean

- Withstands rigorous cleaning regime
- 100% bleach cleanable
- Chemically resistant, entirely smooth, high-performance solid surface (1/8" thick)
- Provide long term cleanability
- Survives All EPA's Cleaning-Disinfectant Agents
- Survives Clorox's Healthcare Portfolio of Cleaning-Disinfectant Products

### Patented Steel-Reinforced Joint Technology

- Patented inner steel-reinforced joint system holds frame together
- Eliminates costly and injury-prone construction failures
- No dowels or screws used to hold frame together

### 24/7 10-Year Performance Warranty on Kwalu-made Frames

- Kwalu's warranty is to term, not pro-rated
- Guaranteeing both the furniture construction and Kwalu finish
- For full details of warranty offered, including any bought-out items, please refer to the Terms and Conditions of Sale <https://www.kwalu.com/sales-terms-conditions/>


### Eco-friendly

- LEED credits available for "Material + Resources" and "Indoor Environmental Air Quality"
- Made in North America
- 99% recycled inner-steel framing and long-lasting polymers
- CARB Compliant


### Product Dimensions and Specs

Overall	21.75W 27D 35H
Seat	17.75W 18.5D 19H
Wt.	42 lbs
Wt. Capacity	350 lbs

Product Statement of Line Images



Modena Guest Chair  
Model: MDAG11  
24W 27D 35H  
26AH



Modena Guest Chair,  
Upholstered Arm Panels  
Model: MDAG11UP  
24W 27D 35H  
26AH



Modena Armless Guest Chair  
Model: MDANAG11  
21.75W 27D 35H

## Product Features



### Flex Back

Frame enables a modest amount of flexibility in the back only; seat, arms and legs remain stationary.



### Wallsaver

Wallsaver back legs help keep walls in pristine condition.



### Durable Finish

Kwalu's solid surface (1/8" thick) proprietary finish doesn't have any of the drawbacks of wood. The frames are moisture impervious, graffiti-resistant, easy to clean and maintenance-free.



### Steel Reinforced

Our patented steel-reinforced joint system uses over 20 pieces of steel in most Kwalu chairs. Stop ongoing and costly furniture replacement.

[Learn More >](#)



### Visible Cleanout

Cleanout is incorporated behind the seat cushion to prevent buildup of debris while providing a clean look.



### Faceted-Edged Frame Detailing

The outside face of the chair frame showcases faceted-edge detailing reminiscent of hand-crafted wood workmanship.

## Product Foam


Foam is compliant with CAL 117 and AB 2998

## Product Glides

Metal Stem Screw in Glide with Black Nylon

## Product Finishes

### Frame Finish



Sugar Maple



Weathered Teak



Northern Oak



Vintage Teak



Patagonian  
Cherry



Northern Walnut



Medium Cherry




English Chestnut



Light Walnut



Silver Ash




Golden Ebony



African  
Mahogany




Espresso



Natural  
Mahogany



Midnight Oak



Blackwood




Premium  
Platinum



Premium Soft  
Gold



Premium Pure  
Copper



Premium Black

Product Environmental Certifications

