

Kwalu Features

Product Dimensions and Specs


Overall 21W 19D 25H

Wt. 65 lbs

Product Statement of Line Images



Mission Bedside Cabinet, 3
Drawers
Model: MIBS30
21W 19D 30H




Mission Bedside Cabinet, 1
Drawer, 1 Door, Left-Hinged
Model: MIBS11L
21W 19D 30H



Mission Nightstand, 1 Drawer
Model: MINS10
21W 19D 25H



Mission Bedside Cabinet, 4
Drawers
Model: MIBS40
21W 19D 32H



Mission Bedside Cabinet, 1
Drawer, 1 Door, Right-Hinged
Model: MIBS11R
21W 19D 30H

Product Features



Durable Finish

Kwalu's proprietary finish doesn't have any of the drawbacks of wood. The finish is moisture impervious, easy to clean and maintenance-free.




Chamfered Frames

The raised overlay on this collection adds a classic style feature.



Drawers


Are constructed with both dowel and mechanical fasteners for additional strength. 100lb static and dynamic load Euro Drawer Slides allow for easy opening and closing.



Hardware

Choose from dozens of hardware styles, including ADA compliant options.

[Learn More >](#)



Optional Top Drawer Lock

A top drawer lock is available and is optional.



Other Bedside Styles

Mission bedside styles include a 1 drawer, 1 door version and 1, 3 and 4 drawer versions.

[Learn More >](#)

Product Finishes

Casegood Finish



Sugar Maple



Weathered Teak



Vintage Teak



Light Walnut



Patagonian
Cherry



Medium Cherry



English Chestnut



Northern Walnut



American Walnut



Golden Ebony



Silver Ash



African
Mahogany



Espresso



Natural
Mahogany



Midnight Oak

Product Environmental Certifications

