

## Kwalu Features

## Product Dimensions and Specs

Overall 36W 1D 16H

Wt. 12 lbs

Product Statement of Line Images



Mission Footboard Single  
Model: MIFBS  
36W 1D 16H



Mission Footboard Twin  
Model: MIFBT  
42W 1D 16H

Product Features




Durable Finish

Kwalu's proprietary finish doesn't have any of the drawbacks of wood. The finish is moisture impervious, easy to clean and maintenance-free.




Chamfered Frames

The raised overlay on this collection adds a classic style feature.



Optional Sizes

Choose from 2 optional sizes - Twin and Single.



Optional Pre-drilling

Optional factory pre-drilling is available. Template must be provided by customer when this feature is selected.



Optional Router Out for Control Panels

Optional router out available to access control panels. Template must be provided by customer when this feature is selected.



10 Year Warranty

We offer a 10 Year Performance Warranty on both construction and finish, so the product is guaranteed to stay looking like new for 10 years.

[Learn More >](#)

## Product Finishes

### Footboard Finish



Sugar Maple



Weathered Teak



Vintage Teak



Light Walnut



Patagonian  
Cherry



Medium Cherry



English Chestnut



Northern Walnut



American Walnut



Golden Ebony



Silver Ash




African  
Mahogany



Espresso



Natural  
Mahogany



Midnight Oak

## Product Environmental Certifications

