


## Kwalu Features

## Product Dimensions and Specs

Overall 25W 19D 46.75H

Wt. 136 lbs

Product Statement of Line Images



Mission Dresser, 6 Drawers  
Model: MIDR60  
48.5W 19D 30H




Mission Chest Wide, 3 Drawers  
Model: MICH30W  
31.5W 19D 30H



Mission Chest Wide, 4 Drawers  
Model: MICH40W  
31.5W 19D 36H



Mission Chest, 3 Drawers  
Model: MICH30  
25W 19D 30H



Mission Chest, 5 Drawers  
Model: MICH50  
25W 19D 46.75H

## Product Features



Durable Finish

Kwalu's proprietary finish doesn't have any of the drawbacks of wood. The finish is moisture impervious, easy to clean and maintenance-free.



Wall Mount Hardware

The kit and instructions for wall mounting are included with this product. The wall mount instructions provided must be followed carefully for a secure, durable, and long-lasting solution to ensure the safety of the unit and the user.



Chamfered Frames

The raised overlay on this collection adds a classic style feature.



Drawers


Are constructed with both dowel and mechanical fasteners for additional strength. 100lb static and dynamic load Euro Drawer Slides allow for easy opening and closing.



Other Chest Styles

Mission chest styles include 3, 4, 5 and 6 drawer versions.

[Learn More >](#)



Hardware

Choose from dozens of hardware styles, including ADA compliant options.

[Learn More >](#)



10 Year Warranty

We offer a 10 Year Performance Warranty on both construction and finish, so the product is guaranteed to stay looking like new for 10 years.

[Learn More >](#)

## Product Finishes

### Casegood Finish



Sugar Maple


Weathered Teak

Vintage Teak

Light Walnut

Patagonian  
Cherry

Medium Cherry



English Chestnut


Northern Walnut

American Walnut

Golden Ebony

Silver Ash

African  
Mahogany



Espresso

Natural  
Mahogany

Midnight Oak

## Product Environmental Certifications

