

Kwalu Features

Product Dimensions and Specs


Overall 21W 19D 30H

Wt. 74 lbs

Product Statement of Line Images



Mission Bedside Cabinet, 3
Drawers
Model: MIBS30
21W 19D 30H



Mission Bedside Cabinet, 1
Drawer, 1 Door, Left-Hinged
Model: MIBS11L
21W 19D 30H



Mission Nightstand, 1 Drawer
Model: MINS10
21W 19D 25H



Mission Bedside Cabinet, 4
Drawers
Model: MIBS40
21W 19D 32H



Mission Bedside Cabinet, 1
Drawer, 1 Door, Right-Hinged
Model: MIBS11R
21W 19D 30H

Product Features



Durable Finish

Kwalu's proprietary finish doesn't have any of the drawbacks of wood. The finish is moisture impervious, easy to clean and maintenance-free.



Wall Mount Hardware

The kit and instructions for wall mounting are included with this product. The wall mount instructions provided must be followed carefully for a secure, durable, and long-lasting solution to ensure the safety of the unit and the user.



Chamfered Frames

The raised overlay on this collection adds a classic style feature.




Door Hinges

100° self-closing, kitchen-grade Blum® Euro Hinges provide a smooth motion.



Drawers

Are constructed with both dowel and mechanical fasteners for additional strength. 100lb static and dynamic load Euro Drawer Slides allow for easy opening and closing.



Hardware

Choose from dozens of hardware styles, including ADA compliant options.

[Learn More >](#)



Rear Venting

Rear venting maximizes air circulation for improved health.

Product Finishes

Casegood Finish



Sugar Maple


Weathered Teak

Vintage Teak

Light Walnut

Patagonian
Cherry

Medium Cherry



English Chestnut


Northern Walnut

American Walnut

Golden Ebony

Silver Ash

African
Mahogany



Espresso

Natural
Mahogany

Midnight Oak

Product Environmental Certifications

