

Kwalu Features

Product Dimensions and Specs

Overall	24.75W 27.5D 39H
Seat	19W 19D 19H
Arm	24.5H
Wt.	37 lbs
Wt. Capacity	350 lbs

Product Configurations

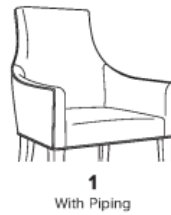
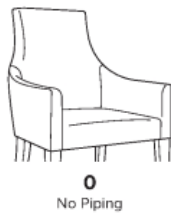
Marino Collection

MNOXXXX

Unit Style



Piping Style




Underframe Style




Cleanout Style



Product Statement of Line Images



Marino Dining Chair, without Piping, without Side Rail Underframe
Model: MNO101A
24.75W 27.5D 39H
24.5AH



Marino Dining Chair, with Piping, without Side Rail Underframe
Model: MNO111A
24.75W 27.5D 39H
24.5AH

Product Features



Durable Finish

Kwalu's solid surface (1/8" thick) proprietary finish doesn't have any of the drawbacks of wood. The frames are moisture impervious, graffiti-resistant, easy to clean and maintenance-free.



Concealed Cleanout

Concealed cleanout eliminates a debris build-up behind the seat cushion.



Optional without Piping

Available without piping and the feature is optional.



Optional Back Handle

A back handle is available to assist in moving the chair and it is optional.



Optional Casters

Optional casters available on front legs only with side stretchers.

[Learn more >](#)

Product Foam

Foam is compliant with CAL 117 and AB 2998

Product Glides

Metal Knock in Glide with Teflon Cap

Product Finishes

Leg Finish



Sugar Maple



Weathered Teak



Northern Oak



Vintage Teak



Patagonian
Cherry



Northern Walnut



Medium Cherry



English Chestnut



Light Walnut



Silver Ash




Golden Ebony




African
Mahogany




Espresso




Natural
Mahogany



Midnight Oak



Blackwood




Premium
Platinum



Premium Soft
Gold



Premium Pure
Copper



Premium Black

Product Environmental Certifications

