


Kwalu Features

Product Dimensions and Specs


Overall 21W 19D 25H

Wt. 30 lbs

Product Statement of Line Images



Lancaster Bedside Cabinet, 3 Drawers
Model: LABS30
21W 19D 30H



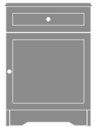
Lancaster Bedside Cabinet, 1 Drawer, 1 Door, Left-Hinged
Model: LABS11L
21W 19D 30H



Lancaster Nightstand, 1 Drawer
Model: LANS10
21W 19D 25H



Lancaster Bedside Cabinet, 4 Drawers
Model: LABS40
21W 19D 32H



Lancaster Bedside Cabinet, 1 Drawer, 1 Door, Right-Hinged
Model: LABS11R
21W 19D 30H

Product Features



Durable Finish

Kwalu's proprietary finish doesn't have any of the drawbacks of wood. The finish is moisture impervious, easy to clean and maintenance-free.



Chamfered Frames

The raised overlay on this collection adds a classic style feature.



Drawers


Are constructed with both dowel and mechanical fasteners for additional strength. 100lb static and dynamic load Euro Drawer Slides allow for easy opening and closing.



Hardware

Choose from dozens of hardware styles, including ADA compliant options.

[Learn More >](#)



Optional Top Drawer Lock

A top drawer lock is available and is optional.



Other Bedside Styles

Lancaster bedside styles include a 1 drawer, 1 door version and 1, 3 and 4 drawer versions.

[Learn more >](#)

Product Finishes

Casegood Finish



Sugar Maple

Weathered Teak

Vintage Teak

Light Walnut

Patagonian
Cherry

Medium Cherry



English Chestnut

Northern Walnut

American Walnut

Golden Ebony

Silver Ash

African
Mahogany



Espresso

Natural
Mahogany

Midnight Oak

Product Environmental Certifications

