

Kwalu Features

Product Dimensions and Specs


Overall 25W 19D 30H

Wt. 87 lbs

Product Statement of Line Images



Lancaster Chest Wide, 3 Drawers
Model: LACH30W
31.5W 19D 30H




Lancaster Chest, 5 Drawers
Model: LACH50
25W 19D 46.75H



Lancaster Chest Wide, 4 Drawers
Model: LACH40W
31.5W 19D 36H



Lancaster Chest, 3 Drawers
Model: LACH30
25W 19D 30H



Lancaster Dresser, 6 Drawers
Model: LADR60
48.5W 19D 30H

Product Features



Durable Finish

Kwalu's proprietary finish doesn't have any of the drawbacks of wood. The finish is moisture impervious, easy to clean and maintenance-free.



Wall Mount Hardware

The kit and instructions for wall mounting are included with this product. The wall mount instructions provided must be followed carefully for a secure, durable, and long-lasting solution to ensure the safety of the unit and the user.



Chamfered Frames

The raised overlay on this collection adds a classic style feature.



Drawers

Are constructed with both dowel and mechanical fasteners for additional strength. 100lb static and dynamic load Euro Drawer Slides allow for easy opening and closing.



Optional Wider Version

This chest is available in a optional version that is 31.5" wide.



Hardware

Choose from dozens of hardware styles, including ADA compliant options.

[Learn More >](#)



10 Year Warranty

We offer a 10 Year Performance Warranty on both construction and finish, so the product is guaranteed to stay looking like new for 10 years.

[Learn More >](#)

Product Finishes

Casegood Finish



Sugar Maple



Weathered Teak



Vintage Teak



Light Walnut



Patagonian
Cherry



Medium Cherry



English Chestnut



Northern Walnut



American Walnut



Golden Ebony



Silver Ash




African
Mahogany



Espresso



Natural
Mahogany



Midnight Oak

Product Environmental Certifications

