


## Kwalu Features

## Product Dimensions and Specs


Overall 21W 19D 32H

Wt. 79 lbs

Product Statement of Line Images



Lancaster Bedside Cabinet, 3 Drawers  
Model: LABS30  
21W 19D 30H



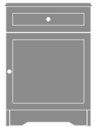
Lancaster Bedside Cabinet, 1 Drawer, 1 Door, Left-Hinged  
Model: LABS11L  
21W 19D 30H



Lancaster Nightstand, 1 Drawer  
Model: LANS10  
21W 19D 25H



Lancaster Bedside Cabinet, 4 Drawers  
Model: LABS40  
21W 19D 32H



Lancaster Bedside Cabinet, 1 Drawer, 1 Door, Right-Hinged  
Model: LABS11R  
21W 19D 30H

## Product Features



### Durable Finish

Kwalu's proprietary finish doesn't have any of the drawbacks of wood. The finish is moisture impervious, easy to clean and maintenance-free.



### Wall Mount Hardware

The kit and instructions for wall mounting are included with this product. The wall mount instructions provided must be followed carefully for a secure, durable, and long-lasting solution to ensure the safety of the unit and the user.




### Chamfered Frames

The raised overlay on this collection adds a classic style feature.



### Drawers


Are constructed with both dowel and mechanical fasteners for additional strength. 100lb static and dynamic load Euro Drawer Slides allow for easy opening and closing.



### Hardware

Choose from dozens of hardware styles, including ADA compliant options.

[Learn More >](#)



### Optional Top Drawer Lock

A top drawer lock is available and is optional.



### Other Bedside Styles

Lancaster bedside styles include a 1 drawer, 1 door version and 1, 3 and 4 drawer versions.

[Learn more >](#)

## Product Finishes

### Casegood Finish



Sugar Maple



Weathered Teak



Vintage Teak



Light Walnut



Patagonian  
Cherry



Medium Cherry



English Chestnut



Northern Walnut



American Walnut



Golden Ebony



Silver Ash



African  
Mahogany



Espresso



Natural  
Mahogany



Midnight Oak

## Product Environmental Certifications

