

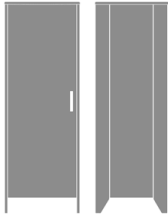
Kwalu Features

Product Dimensions and Specs

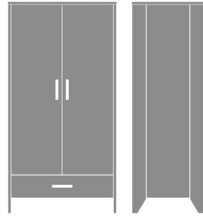
Overall 23.75W 23D 71H

Wt. 198 lbs

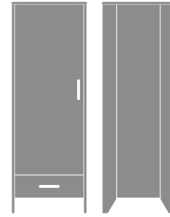
Product Statement of Line Images



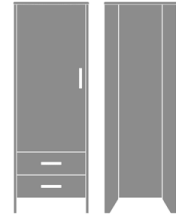
Essex Single Wardrobe, No Drawers, 1 Door, Left-Hinged
Model: EXWR01L
23.75W 23D 71H



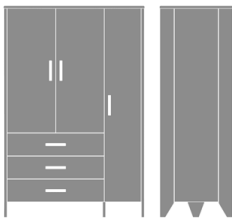
Essex Double Wardrobe, 1 Drawer, 2 Doors
Model: EXWR12
34.75W 23D 71H



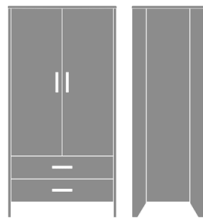
Essex Single Wardrobe, 1 Drawer, 1 Door, Left-Hinged
Model: EXWR11L
23.75W 23D 71H



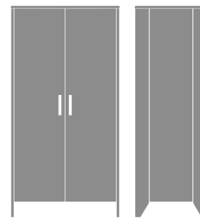
Essex Single Wardrobe, 2 Drawers, 1 Door, Left-Hinged
Model: EXWR21L
23.75W 23D 71H



Essex Armoire Wardrobe, 3 Drawers, 3 Doors, Right-Hinged
Model: EXAW33R
45W 23.25D 71H



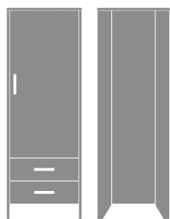
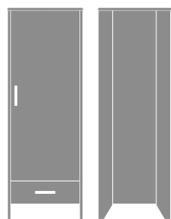
Essex Double Wardrobe, 2 Drawers, 2 Doors
Model: EXWR22
34.75W 23D 71H



Essex Double Wardrobe, No Drawers, 2 Doors
Model: EXWR02
34.75W 23D 71H



Essex Single Wardrobe, No Drawers, 1 Door, Right-Hinged
Model: EXWR01R
23.75W 23D 71H



Essex Single Wardrobe, 1
Drawer, 1 Door, Right-Hinged
Model: EXWR11R
23.75W 23D 71H

Essex Single Wardrobe, 2
Drawers, 1 Door, Right-Hinged
Model: EXWR21R
23.75W 23D 71H

Product Features



Durable Finish

Kwalu's proprietary finish doesn't have any of the drawbacks of wood. The finish is moisture impervious, easy to clean and maintenance-free.



Wall Mount Hardware

The kit and instructions for wall mounting are included with this product. The wall mount instructions provided must be followed carefully for a secure, durable, and long-lasting solution to ensure the safety of the unit and the user.



Door Hinges

100° self-closing, kitchen-grade Blum® Euro Hinges provide a smooth motion.



Drawers

Are constructed with both dowel and mechanical fasteners for additional strength. 100lb static and dynamic load Euro Drawer Slides allow for easy opening and closing.



Clothes Rod

Standard clothing rod may be attached at ADA height of 48" from the floor.



Hardware

Choose from dozens of hardware styles, including ADA compliant options.

[Learn More >](#)



Other Wardrobe Styles

Essex wardrobes include a number of Single and Double styles.


[Learn More >](#)

Product Finishes

Casegood Finish



Sugar Maple Weathered Teak Vintage Teak Light Walnut Patagonian Cherry Medium Cherry



English Chestnut Northern Walnut American Walnut Golden Ebony Silver Ash African Mahogany



Espresso Natural Mahogany Midnight Oak

Product Environmental Certifications

