

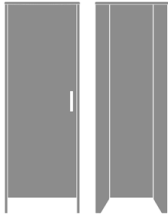
## Kwalu Features

## Product Dimensions and Specs

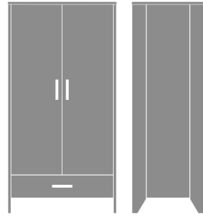
Overall 34.75W 23D 71H

Wt. 172 lbs

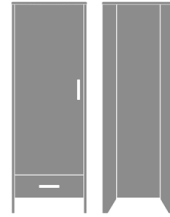
Product Statement of Line Images



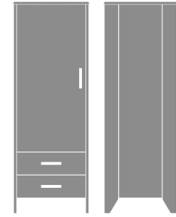
Essex Single Wardrobe, No Drawers, 1 Door, Left-Hinged  
Model: EXWR01L  
23.75W 23D 71H



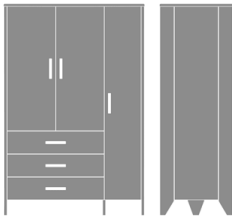
Essex Double Wardrobe, 1 Drawer, 2 Doors  
Model: EXWR12  
34.75W 23D 71H



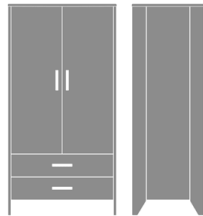
Essex Single Wardrobe, 1 Drawer, 1 Door, Left-Hinged  
Model: EXWR11L  
23.75W 23D 71H



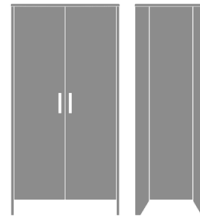
Essex Single Wardrobe, 2 Drawers, 1 Door, Left-Hinged  
Model: EXWR21L  
23.75W 23D 71H




Essex Armoire Wardrobe, 3 Drawers, 3 Doors, Right-Hinged  
Model: EXAW33R  
45W 23.25D 71H



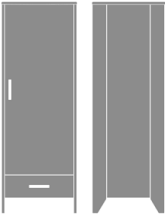
Essex Double Wardrobe, 2 Drawers, 2 Doors  
Model: EXWR22  
34.75W 23D 71H



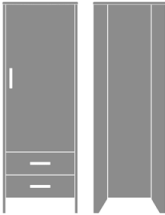
Essex Double Wardrobe, No Drawers, 2 Doors  
Model: EXWR02  
34.75W 23D 71H



Essex Single Wardrobe, No Drawers, 1 Door, Right-Hinged  
Model: EXWR01R  
23.75W 23D 71H



Essex Single Wardrobe, 1  
Drawer, 1 Door, Right-Hinged  
Model: EXWR11R  
23.75W 23D 71H



Essex Single Wardrobe, 2  
Drawers, 1 Door, Right-Hinged  
Model: EXWR21R  
23.75W 23D 71H

## Product Features



Durable Finish

Kwalu's proprietary finish doesn't have any of the drawbacks of wood. The finish is moisture impervious, easy to clean and maintenance-free.



Wall Mount Hardware

The kit and instructions for wall mounting are included with this product. The wall mount instructions provided must be followed carefully for a secure, durable, and long-lasting solution to ensure the safety of the unit and the user.



Door Hinges

100° self-closing, kitchen-grade Blum® Euro Hinges provide a smooth motion.



Drawers

Are constructed with both dowel and mechanical fasteners for additional strength. 100lb static and dynamic load Euro Drawer Slides allow for easy opening and closing.



Clothes Rod

Standard clothing rod may be attached at ADA height of 48" from the floor.



Hardware

Choose from dozens of hardware styles, including ADA compliant options.

[Learn More >](#)



Other Wardrobe Styles

Essex wardrobes include a number of Single and Double styles.

[Learn More >](#)

## Product Finishes

### Casegood Finish



Sugar Maple


Weathered Teak

Vintage Teak

Light Walnut

Patagonian  
Cherry

Medium Cherry



English Chestnut


Northern Walnut

American Walnut

Golden Ebony

Silver Ash

African  
Mahogany



Espresso

Natural  
Mahogany

Midnight Oak

## Product Environmental Certifications

