

Kwalu Features

Kwalu Classic Solid Surface

- Kwalu's proprietary outer shell is a technologically advanced, robust solid surface polymer material (1/8" thick)
- Non-coated
- Offers a warm, pleasant, wood-like temperature to the touch

Moisture Impervious

- Our Kwalu material is smooth, non-porous, and liquid impervious

Proprietary Maintenance-Free Finish

- Chemical, impact, ink, and scratch resistant
- Will not chip or crack
- 100% free of short-lived catalytic lacquers, polyurethane varnishes, delicate wood veneers, and de-laminating HPL's
- Repairable with quick strokes of steel wool
- Look of wood's enduring beauty, without undertaking its costly setbacks

Easy to Clean

- Withstands rigorous cleaning regime
- 100% bleach cleanable
- Chemically resistant, entirely smooth, high-performance solid surface (1/8" thick)
- Provide long term cleanability
- Survives All EPA's Cleaning-Disinfectant Agents
- Survives Clorox's Healthcare Portfolio of Cleaning-Disinfectant Products

Patented Steel-Reinforced Joint Technology

- Patented inner steel-reinforced joint system holds frame together
- Eliminates costly and injury-prone construction failures
- No dowels or screws used to hold frame together

24/7 10-Year Performance Warranty on Kwalu-made Frames

- Kwalu's warranty is to term, not pro-rated
- Guaranteeing both the furniture construction and Kwalu finish
- For full details of warranty offered, including any bought-out items, please refer to the Terms and Conditions of Sale <https://www.kwalu.com/sales-terms-conditions/>

Eco-friendly

- LEED credits available for "Material + Resources" and "Indoor Environmental Air Quality"
- Made in North America
- 99% recycled inner-steel framing and long-lasting polymers
- CARB Compliant

Product Dimensions and Specs

| | |
|--------------|--------------------|
| Overall | 23.5W 24.5D 33.75H |
| Seat | 20W 19D 19H |
| Arm | 25H |
| Wt. | 28.5 lbs |
| Wt. Capacity | 350 lbs |

Product Configurations

Caterina Collection

CTEXX

Back Upholstery Style



1

Slat Back (No Upholstery)



2

Half Upholstery

Width Style



1

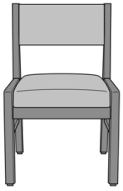
23.5W
(20" Seat Width)




2

28"W
(24.5" Seat Width)


Product Statement of Line Images



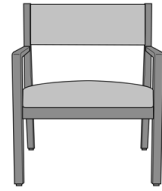
Caterina Armless Guest Chair,
Upholstered Back – 21.75”W
Model: CTEUPH1NA
21.75W 24.5D 33.75H



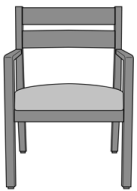
Caterina Armless Guest Chair,
Slat Back – 21.75”W
Model: CTESLT1NA
21.75W 24.5D 33.75H



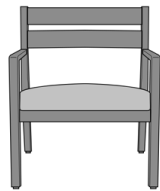
Caterina Guest Chair,
Upholstered Back – 23.5”W
Model: CTE21
23.5W 24.5D 33.75H
25AH



Caterina Guest Chair,
Upholstered Back – 28”W
Model: CTE22
28W 24.5D 33.75H
25AH



Caterina Guest Chair, Slat
Back – 23.5”W
Model: CTE11
23.5W 24.5D 33.75H
25AH



Caterina Guest Chair, Slat
Back – 28”W
Model: CTE12
28W 24.5D 33.75H
25AH

Product Features



Nightingale Gold

Our Caterina Guest Chairs were awarded Nightingale Gold for Seating: Guest / Lounge.

[Learn More >](#)



Nightingale Award

Kwalu's GetWell Patient Room was awarded a Nightingale Innovation Award for Surfacing Material.

[Learn More >](#)



Wallsaver

Wallsaver back legs help keep walls in pristine condition.



Optional Back Style

Choose from 2 optional back styles – Slat Back or Upholstered Back.



Seat Cushion is Field Replaceable

The seat cushion can be replaced in the field.



Optional Linking Tables

Optional Center and Corner Linking tables are available to provide stationary space between the chairs and fit your space.

[Learn more >](#)

Product Foam

Foam is compliant with CAL 117 and AB 2998

Product Glides

Metal Stem Screw in Glide with Black Nylon

Product Finishes

Frame Finish



Sugar Maple

Weathered Teak

Northern Oak

Vintage Teak

Patagonian
Cherry

Northern Walnut



Medium Cherry

English Chestnut

Light Walnut

Silver Ash

Golden Ebony

African
Mahogany



Espresso

Natural
Mahogany

Midnight Oak

Blackwood

Premium
Platinum

Premium Soft
Gold



Premium Pure
Copper

Premium Black
Copper

Product Environmental Certifications

