

## Kwalu Features

### Kwalu Classic Solid Surface

- Kwalu's proprietary outer shell is a technologically advanced, robust solid surface polymer material (1/8" thick)
- Non-coated
- Offers a warm, pleasant, wood-like temperature to the touch

### Moisture Impervious

- Our Kwalu material is smooth, non-porous, and liquid impervious

### Proprietary Maintenance-Free Finish

- Chemical, impact, ink, and scratch resistant
- Will not chip or crack
- 100% free of short-lived catalytic lacquers, polyurethane varnishes, delicate wood veneers, and de-laminating HPL's
- Repairable with quick strokes of steel wool
- Look of wood's enduring beauty, without undertaking its costly setbacks

### Easy to Clean

- Withstands rigorous cleaning regime
- 100% bleach cleanable
- Chemically resistant, entirely smooth, high-performance solid surface (1/8" thick)
- Provide long term cleanability
- Survives All EPA's Cleaning-Disinfectant Agents
- Survives Clorox's Healthcare Portfolio of Cleaning-Disinfectant Products

### Patented Steel-Reinforced Joint Technology

- Patented inner steel-reinforced joint system holds frame together
- Eliminates costly and injury-prone construction failures
- No dowels or screws used to hold frame together

### 24/7 10-Year Performance Warranty on Kwalu-made Frames

- Kwalu's warranty is to term, not pro-rated
- Guaranteeing both the furniture construction and Kwalu finish
- For full details of warranty offered, including any bought-out items, please refer to the Terms and Conditions of Sale <https://www.kwalu.com/sales-terms-conditions/>





### Eco-friendly

- LEED credits available for "Material + Resources" and "Indoor Environmental Air Quality"
- Made in North America
- 99% recycled inner-steel framing and long-lasting polymers
- CARB Compliant

## Product Dimensions and Specs

Overall	34W 24.5D 33.75H
Seat	30.5W 19D 19H
Arm	25H
Wt.	36 lbs
Wt. Capacity	500 lbs

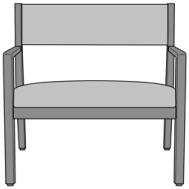
## Product Configurations

Caterina Collection	CTEBXX	
<b>Back Upholstery Style</b>	 <b>1</b> Slat Back (No Upholstery)	 <b>2</b> Half Upholstery
<b>Width Style</b>	 <b>1</b> 34W (30.5" Seat Width)	 <b>*2</b> 46W (42.5" Seat Width)

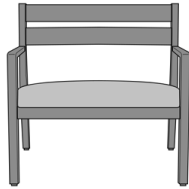
**Note**

\* Not available for Slat Back (No Upholstery)

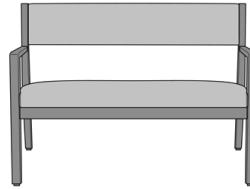
Product Statement of Line Images



Caterina Bariatric Chair,  
Upholstered Back – 34"W  
Model: CTEB21  
34W 24.5D 33.75H  
25AH









Caterina Bariatric Chair, Slat  
Back – 34"W  
Model: CTEB11  
34W 24.5D 33.75H  
25AH



Caterina Bariatric Chair,  
Upholstered Back – 46"W  
Model: CTEB22  
46W 24.5D 33.75H  
25AH

## Product Features

 <p>Nightingale Awards gold</p>	 <p>Nightingale Awards Innovation</p>				
<p>Nightingale Gold</p> <p>Our Caterina Guest Chairs were awarded Nightingale Gold for Seating: Guest / Lounge.</p> <p><a href="#">Learn More &gt;</a></p>	<p>Nightingale Award</p> <p>Kwalu's GetWell Patient Room was awarded a Nightingale Innovation Award for Surfacing Material.</p> <p><a href="#">Learn More &gt;</a></p>	<p>Wallsaver</p> <p>Wallsaver back legs help keep walls in pristine condition.</p>	<p>Weight Capacity</p> <p>Caterina bariatric chairs are rated to 500 lbs weight capacity.</p>	<p>Seat Cushion is Field Replaceable</p> <p>The seat cushion can be replaced in the field.</p>	<p>Optional Linking Tables</p> <p>Optional Center and Corner Linking tables are available to provide stationary space between the chairs and fit your space.</p> <p><a href="#">Learn more &gt;</a></p>

## Product Foam

Foam is compliant with CAL 117 and AB 2998

## Product Glides

Metal Stem Screw in Glide with Black Nylon

Product Finishes

Frame Finish



Sugar Maple



Weathered Teak



Northern Oak



Vintage Teak



Patagonian  
Cherry



Northern Walnut



Medium Cherry




English Chestnut



Light Walnut



Silver Ash




Golden Ebony



African  
Mahogany



Espresso




Natural  
Mahogany




Midnight Oak



Blackwood




Premium  
Platinum



Premium Soft  
Gold



Premium Pure  
Copper



Premium Black  
Copper

Product Environmental Certifications

