

Kwalu Features

Product Dimensions and Specs

Overall	32.5W 36D 45H
Seat	21.5W 20D 19H
Arm	25H
Extended	75W
Wt.	122 lbs
Wt. Capacity	500 lbs

Product Configurations

Carrara Collection

CRSLMTRXXXX

Arm Style



Battery Pack



Legs



Pillow



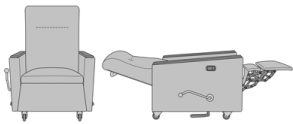
Finish Options



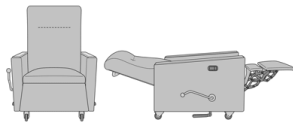
Notes

* Arm Height will be ¼" shorter due to material thickness.

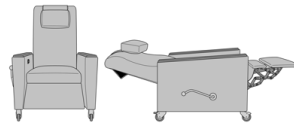
Product Statement of Line Images



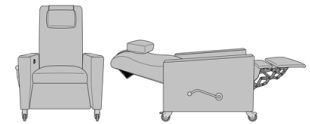
Carrara Bariatric Recliner, 500 lb. Weight Capacity
Model: CRBB5
37.5W 38D 45H
25.5AH 71Ext. Depth



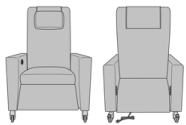
Carrara Bariatric Recliner, 500 lb. Weight Capacity, with Solid Surface Arm Caps
Model: CRBS5
37.5W 38D 45H
25.75AH 71Ext. Depth



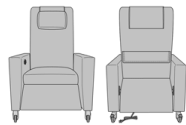
Carrara Sleeper Recliner
Model: CRSL5
32.5W 36D 45H
25AH 75Ext. Depth



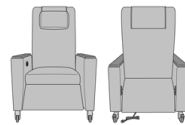
Carrara Sleeper Recliner, with Solid Surface Arm Caps
Model: CRSS5
32.5W 36D 45H
24.75AH 75Ext. Depth



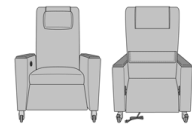
Carrara Motorized Sleeper Recliner, without Arm Caps, without Battery Pack
Model: CRSLMTR0011
32.5W 36D 45H
25AH 75Ext. Depth



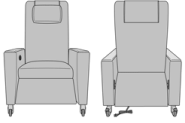
Carrara Motorized Sleeper Recliner, without Arm Caps, with Battery Pack
Model: CRSLMTR0111
32.5W 36D 45H
25AH 75Ext. Depth



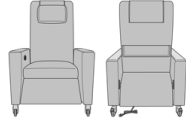
Carrara Motorized Sleeper Recliner, with Arm Caps, without Battery Pack
Model: CRSLMTR1011
32.5W 36D 45H
25AH 75Ext. Depth



Carrara Motorized Sleeper Recliner, with Arm Caps, with Battery Pack
Model: CRSLMTR1111
32.5W 36D 45H
25AH 75Ext. Depth



Carrara Motorized Sleeper
Recliner, with Solid Surface
Arm Caps, without Battery
Pack
Model: CRSLMTR2011
32.5W 36D 45H
24.75AH 75Ext. Depth



Carrara Motorized Sleeper
Recliner, with Solid Surface
Arm Caps, with Battery Pack
Model: CRSLMTR2111
32.5W 36D 45H
24.75AH 75Ext. Depth

Product Features



Durable Finish

Kwalu's proprietary finish doesn't have any of the drawbacks of wood. The finish is moisture impervious, easy to clean and maintenance-free.



Concealed Cleanout

Concealed cleanout eliminates a debris build-up behind the seat cushion.



Motorized Sleepover Recliner

The Motorized Sleepover Recliner fully extends to a depth of 75 inches.



4 Button Control

Press the control buttons on the inside right of the chair to initiate recline and raise and lower the footrest independently.



Optional Upholstered Arms

The recliner is available with upholstered arms and this feature is optional.



Optional Corian®/Hanex®/Krion® Arm Caps

Formed and fitted solid surface arm caps are available and optional.

[Learn more >](#)

Product Foam

Foam is compliant with CAL 117 and AB 2998

Product Finishes

Arm Finish



Sugar Maple



Weathered Teak



Vintage Teak



Light Walnut



Patagonian
Cherry



Medium Cherry



English Chestnut



Northern Walnut



American Walnut



Golden Ebony



Silver Ash




African
Mahogany



Espresso



Natural
Mahogany



Midnight Oak

Product Environmental Certifications

