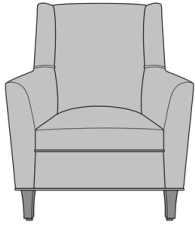


Kwalu Features

Product Dimensions and Specs

Overall	34W 31D 40H
Seat	24W 19D 20H
Arm	26H
Wt.	49 lbs
Wt. Capacity	350 lbs

Product Statement of Line Images



Capestrano Wing Back
Lounge Chair
Model: 1010
34W 31D 40H
26AH

Product Features



Durable Finish

Kwalu's solid surface (1/8" thick) proprietary finish doesn't have any of the drawbacks of wood. The frames are moisture impervious, graffiti-resistant, easy to clean and maintenance-free.



Wingback Style

The wingback style creates a sense of privacy and security for the user.



Removable Seat Cushion

Removable seat cushion prevents buildup of debris and provides for easy maintenance.



Concealed Cleanout

Concealed cleanout eliminates a debris build-up behind the seat cushion.



10 Year Warranty

We offer a 10 Year Performance Warranty on both construction and finish, so the product is guaranteed to stay looking like new for 10 years.

[Learn More >](#)

Product Foam

Foam is compliant with CAL 117 and AB 2998

Product Glides

Clear Plastic Butyl Screw in Glide

Product Finishes

Leg Finish



Sugar Maple



Weathered Teak



Northern Oak



Vintage Teak



Patagonian
Cherry



Northern Walnut



Medium Cherry




English Chestnut



Light Walnut



Silver Ash




Golden Ebony




African
Mahogany




Espresso



Natural
Mahogany



Midnight Oak



Blackwood




Premium
Platinum



Premium Soft
Gold



Premium Pure
Copper



Premium Black

Product Environmental Certifications

