

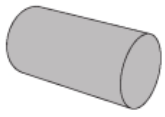
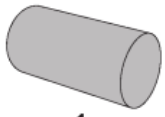

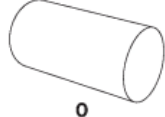
## Kwalu Features

## Product Dimensions and Specs

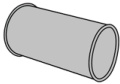
Overall 15W 6D 6H

Wt. 1 lbs

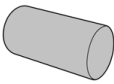
## Product Configurations

Pillow Collection	PILXXXX
<p><b>Pillow Style</b></p>	 <p><b>*BL</b> Bolster Pillow</p>
<p><b>Size</b></p>	 <p><b>1</b> 15" x 6"</p>
<p><b>Piping Style</b></p>	 <p><b>A</b> Piped</p> <p><b>B</b> Knife Edge</p>
<p><b>Detail</b></p>	 <p><b>0</b> Solid</p>
<p><b>Note</b></p>	<p>* Bolster Pillow is sold individual</p>

Product Statement of Line Images



Single Bolster Pillow, with Piping  
Model: PILBL1A0  
15W 6D 6H



Single Bolster Pillow, without Piping  
Model: PILBL1B0  
15W 6D 6H

## Product Features



Optional Piping

The pillow is available with piping and this feature is optional.

## Product Foam

Foam is compliant with CAL 117 and AB 2998

## Product Environmental Certifications

