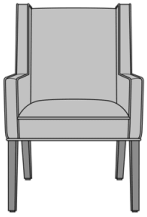


Kwalu Features

Product Dimensions and Specs

Overall	25W 28D 38.5H
Seat	19W 20D 19H
Arm	25H
Wt.	41 lbs
Wt. Capacity	350 lbs

## Product Statement of Line Images



Belpaso Accent Chair  
Model: BLP11  
25W 28D 38.5H  
25AH

## Product Features



### Durable Finish

Kwalu's solid surface (1/8" thick) proprietary finish doesn't have any of the drawbacks of wood. The frames are moisture impervious, graffiti-resistant, easy to clean and maintenance-free.



### Concealed Cleanout

Concealed cleanout eliminates a debris build-up behind the seat cushion.



### 10 Year Warranty

We offer a 10 Year Performance Warranty on both construction and finish, so the product is guaranteed to stay looking like new for 10 years.

[Learn More >](#)

## Product Foam

Foam is compliant with CAL 117 and AB 2998

## Product Glides

Metal Screw in Glide with Teflon Cap

## Product Finishes

### Leg Finish



Sugar Maple



Weathered Teak



Northern Oak



Vintage Teak



Patagonian  
Cherry



Northern Walnut



Medium Cherry




English Chestnut



Light Walnut



Silver Ash




Golden Ebony



African  
Mahogany




Espresso



Natural  
Mahogany



Midnight Oak



Blackwood




Premium  
Platinum



Premium Soft  
Gold



Premium Pure  
Copper



Premium Black  
Copper

Product Environmental Certifications

