

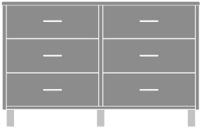
Kwalu Features

Product Dimensions and Specs

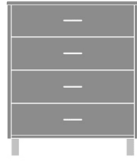
Overall 47.75W 18.5D 30H

Wt. 69 lbs

Product Statement of Line Images



Atlanta II Dresser, 6 Drawers
Model: A2DR60
47.75W 18.5D 30H



Atlanta II Chest Wide, 4
Drawers
Model: A2CH40W
31.75W 18.5D 37H



Atlanta II Chest, 3 Drawers
Model: A2CH30
24.25W 18.5D 30H



Atlanta II Chest, 5 Drawers
Model: A2CH50
24.25W 18.5D 46.75H



Atlanta II Chest Wide, 3
Drawers
Model: A2CH30W
31.75W 18.5D 30H

Product Features



Durable Finish

Kwalu's proprietary finish doesn't have any of the drawbacks of wood. The finish is moisture impervious, easy to clean and maintenance-free.



Wall Mount Hardware

The kit and instructions for wall mounting are included with this product. The wall mount instructions provided must be followed carefully for a secure, durable, and long-lasting solution to ensure the safety of the unit and the user.



Waterfall Edging on Top

Waterfall edging creates continuous smooth surface for easy cleaning.



Drawers

Are constructed with both dowel and mechanical fasteners for additional strength. 100lb static and dynamic load Euro Drawer Slides allow for easy opening and closing.



Aluminum Feet

Raised on rust proof aluminum feet to allow ease of cleaning beneath casegood.



Other Chest Styles

Atlanta II chest styles include 3,4, 5 and 6 drawer versions.

[Learn More >](#)



10 Year Warranty

We offer a 10 Year Performance Warranty on both construction and finish, so the product is guaranteed to stay looking like new for 10 years.

[Learn More >](#)

Product Finishes

Cylinder Leg Finish



Metal - Brushed
Aluminum

Casegood Finish



Sugar Maple



Weathered Teak



Vintage Teak



Light Walnut



Patagonian
Cherry



Medium Cherry



English Chestnut



Northern Walnut




American Walnut



Golden Ebony




Silver Ash




African
Mahogany



Espresso



Natural
Mahogany



Midnight Oak

Product Environmental Certifications

