

## Kwalu Features

## Product Dimensions and Specs

Overall 21.25W 18.5D 30H

Wt. 66 lbs

Product Statement of Line Images



Atlanta II Bedside Cabinet, 3 Drawers  
Model: A2BS30  
21.25W 18.5D 30H




Atlanta II Bedside Cabinet, 4 Drawers  
Model: A2BS40  
21.25W 18.5D 32H



Atlanta II Nightstand, 1 Drawer  
Model: A2NS10  
21.25W 18.25D 25H



Atlanta II Bedside Cabinet, 1 Drawer, 1 Door, Left-Hinged  
Model: A2BS11L  
21.25W 18.5D 30H



Atlanta II Bedside Cabinet, 1 Drawer, 1 Door, Right-Hinged  
Model: A2BS11R  
21.25W 18.5D 30H

## Product Features



### Durable Finish

Kwalu's proprietary finish doesn't have any of the drawbacks of wood. The finish is moisture impervious, easy to clean and maintenance-free.



### Wall Mount Hardware

The kit and instructions for wall mounting are included with this product. The wall mount instructions provided must be followed carefully for a secure, durable, and long-lasting solution to ensure the safety of the unit and the user.



### Waterfall Edging on Top

Waterfall edging creates continuous smooth surface for easy cleaning.




### Drawers

Are constructed with both dowel and mechanical fasteners for additional strength. 100lb static and dynamic load Euro Drawer Slides allow for easy opening and closing.



### Aluminum Feet

Raised on rust proof aluminum feet to allow ease of cleaning beneath casegood.



### Optional Top Drawer Lock

A top drawer lock is available and is optional.



### Other Bedside Styles

Atlanta II bedside styles include a 1 drawer, 1 door version and 1, 3 and 4 drawer versions.

[Learn More >](#)

Product Finishes

Cylinder Leg Finish




Metal - Brushed Aluminum

Casegood Finish



Sugar Maple    Weathered Teak    Vintage Teak    Light Walnut    Patagonian Cherry    Medium Cherry



English Chestnut    Northern Walnut    American Walnut    Golden Ebony    Silver Ash    African Mahogany



Espresso    Natural Mahogany    Midnight Oak

Product Environmental Certifications

