

Kwalu Features

Product Dimensions and Specs

Overall 21.25W 18.5D 32H

Wt. 94 lbs

Product Statement of Line Images



Atlanta II Bedside Cabinet, 3 Drawers
Model: A2BS30
21.25W 18.5D 30H




Atlanta II Bedside Cabinet, 4 Drawers
Model: A2BS40
21.25W 18.5D 32H



Atlanta II Nightstand, 1 Drawer
Model: A2NS10
21.25W 18.25D 25H



Atlanta II Bedside Cabinet, 1 Drawer, 1 Door, Left-Hinged
Model: A2BS11L
21.25W 18.5D 30H



Atlanta II Bedside Cabinet, 1 Drawer, 1 Door, Right-Hinged
Model: A2BS11R
21.25W 18.5D 30H

Product Features



Durable Finish

Kwalu's proprietary finish doesn't have any of the drawbacks of wood. The finish is moisture impervious, easy to clean and maintenance-free.



Wall Mount Hardware

The kit and instructions for wall mounting are included with this product. The wall mount instructions provided must be followed carefully for a secure, durable, and long-lasting solution to ensure the safety of the unit and the user.



Waterfall Edging on Top

Waterfall edging creates continuous smooth surface for easy cleaning.




Drawers

Are constructed with both dowel and mechanical fasteners for additional strength. 100lb static and dynamic load Euro Drawer Slides allow for easy opening and closing.



Aluminum Feet

Raised on rust proof aluminum feet to allow ease of cleaning beneath casegood.



Optional Top Drawer Lock

A top drawer lock is available and is optional.



Other Bedside Styles

Atlanta II bedside styles include a 1 drawer, 1 door version and 1, 3 and 4 drawer versions.

[Learn More >](#)

Product Finishes

Cylinder Leg Finish



Metal - Brushed Aluminum

Casegood Finish



Sugar Maple



Weathered Teak



Vintage Teak



Light Walnut



Patagonian Cherry



Medium Cherry



English Chestnut



Northern Walnut



American Walnut



Golden Ebony




Silver Ash




African Mahogany



Espresso



Natural Mahogany



Midnight Oak

Product Environmental Certifications

