



Kwalu Features

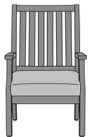
Product Dimensions and Specs

Overall	23.5W 24.5D 40H
Seat	19.5W 19.5D 19H
Arm	26H
Wt.	38 lbs
Wt. Capacity	350 lbs

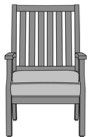
Product Configurations

Arezzo Collection	AREX
Chair Style	 D0 Dining
Piping Style (Optional)	 P With Piping

Product Statement of Line Images



Arezzo Dining Chair, Seat
Cushion without Piping
Model: ARED0
23.5W 24.5D 40H
26AH



Arezzo Dining Chair, Seat
Cushion with Piping
Model: ARED0P
23.5W 24.5D 40H
26AH

Product Features



Waterproof Outdoor UV Protected Frame

Special additive protects frame against the elements and damaging ultraviolet rays.



Steel Reinforced

Our patented steel-reinforced joint system uses over 20 pieces of steel in most Kwalu chairs. Stop ongoing and costly furniture replacement.

[Learn More >](#)



Quick Dry Cushion

Kwalu's quick drying cushion construction moves moisture through fast allowing cushions and pillows to dry rapidly.



Optional Piping on Seat

Piping is available on seat and is optional.



Replacement Cushions

Please contact a sales associate to purchase additional or replacement cushions.



Optional Floor Mounting

A set of 4 L-shaped brackets and 8 screws to secure the brackets to the product are provided. Screws to attach brackets to the floor are not included.

Product Glides


Nylon Knock in Glide 1 1/8 inch

Product Finishes

Frame Finish



Outdoor
Weathered Teak
UV



Outdoor White
UV

Product Environmental Certifications

