



## Adjustable Ht. & Tilt Top Adjustable Height / Tilt Top

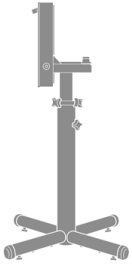


Table Base - Pedestal X  
Base, Small, Adjustable  
Height Plus Tilt Top  
Model: TBL24AT  
20.5W 20.5D 28.5H

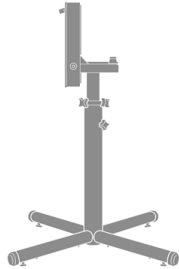


Table Base - Pedestal X  
Base, Medium, Adjustable  
Height Plus Tilt Top  
Model: TBL32AT  
32W 32D 28.5H

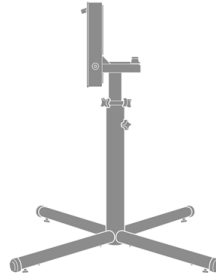


Table Base - Pedestal X  
Base, Large, Adjustable  
Height Plus Tilt Top  
Model: TBL40AT  
35.88W 35.88D 28.5H