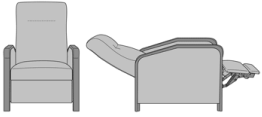


Kwalu Features

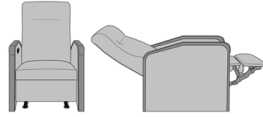
Product Dimensions and Specs

Overall	29.5W 33D 43H
Seat	23W 20.5D 19H
Arm	26H
Extended	65W
Wt.	88 lbs
Wt. Capacity	350 lbs

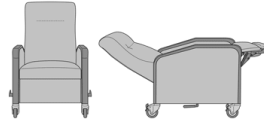
Product Statement of Line Images



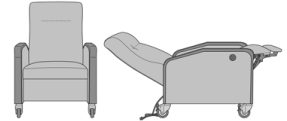
Acute Momentum Recliner
Model: 880102
29.5W 33D 43H
26AH 65Ext. Depth



Acute Momentum Rocker
Recliner
Model: 880302
29W 34.75D 43.5H
26AH 64.5Ext. Depth



Acute Momentum
Trendelenburg Recliner
Model: 880502
28.25W 32D 43H
25.5AH 66Ext. Depth



Acute Momentum Motorized
Trendelenburg
Model: 890902
29W 33D 43H
26AH 66Ext. Depth

Product Features



Nightingale Award

Kwalu's GetWell Patient Room was awarded a Nightingale Innovation Award for Surfacing Material.

[Learn More >](#)



Durable Finish

Kwalu's solid surface (1/8" thick) proprietary finish doesn't have any of the drawbacks of wood. The frames are moisture impervious, graffiti-resistant, easy to clean and maintenance-free.



Push on the Arms Mechanism

The recline mechanism is activated by a simple push back on the arms.



Concealed Cleanout

Concealed cleanout eliminates a debris build-up behind the seat cushion.



Extended Length

Fully reclines to a depth of 65 inches.



Easy to Clean

Clorox Healthcare and Kwalu are partnering to promote cleaner surfaces. Kwalu chairs have no topical coatings, so sanitizing solutions commonly used in healthcare environments can be used - including 100% bleach – without degrading the finish.

[Learn More >](#)

Product Foam

Foam is compliant with CAL 117 and AB 2998

Product Glides

Metal Screw in Glide with Teflon Cap

Product Finishes

Frame Finish



Sugar Maple

Weathered Teak

Northern Oak

Vintage Teak

Patagonian
Cherry

Northern Walnut



Medium Cherry

English Chestnut

Light Walnut

Silver Ash

Golden Ebony

African
Mahogany



Espresso

Natural
Mahogany

Midnight Oak

Blackwood

Premium
Platinum

Premium Soft
Gold



Premium Pure
Copper

Premium Black
Copper

Product Environmental Certifications

